

Vienna Instruments
Solo Download Instruments
Bass Trombone
Full Library

Contents

Introduction	3
'Full' Library	3
Data paths and Patch name conventions	3
Patch information	3
Interval performances	4
Matrix information	4
Preset information	5
Abbreviations	5
Articulations	6
The orchestra	7
Pitch	7
57 Bass trombone	8
The instrument	8
Patches	9
01 SHORT + LONG NOTES	9
02 DYNAMICS	10
03 FLATTER	11
10 PERF INTERVAL	11
11 PERF INTERVAL FAST	12
12 PERF REPETITION	12
13 FAST REPETITION	13
14 UPBEAT REPETITION	13
15 GRACE NOTES	14
98 RESOURCES	14
01 Perf Rep dyn	14
02 Long Notes - Single Layer	14
03 Perf Speed variation	15
99 RELEASE	15
Matrices	16
Matrix - LEVEL 1	16
Matrix - LEVEL 2 A - Advanced	16
Matrix - LEVEL 2 B - Standard	17
Matrix - LEVEL 2 C - Repetitions	18
Matrix - LEVEL 2 D - Scale+Phrase	19
Matrix - LEVEL 2 E - Keyswitch Vel	19
Presets	21

Introduction

Welcome to the Vienna Symphonic Library, and thank you for purchasing one of our Solo Download Instruments! This document contains the mapping information for the "Full" version of the Vienna Instruments Bass Trombone. You will find in it a comprehensive survey of the articulations/Patches content, a listing of abbreviations, and the mapping list proper which gives details for every Patch, Matrix, and Preset.

"Full" Library

As opposed to the "Standard" versions of our Solo Download Instruments, the "Full" versions are identical with the corresponding instruments of a DVD Collection, i.e., they contain exactly the same samples, Patches, Matrices and Presets as the latter without any restrictions.

Installing a Download Instrument's Full version copies that instrument's sample content to a separate folder on your hard disk, so that it is not necessary to keep its Standard version installed – you may either delete it from your hard disk or at least remove it from the Directory Manager's list of activated instruments. In the Vienna Instruments Browser, the path of the Full version will be the same as that of the corresponding DVD Instrument, so that you can still see both versions as separate entries if you keep the Standard version installed.

Data paths and Patch name conventions

Since the Full versions of Download Instruments conform to the corresponding DVD Instruments, the data paths in your Vienna Instruments browser will be different than those of Standard Download or Special Edition Instruments. For instance, the path of the Standard Download Library of Flute 1 is "02D Flute-1", and all Patches can be found in this folder regardless of the articulation group they belong to. The Patch number is also marked with a "D" so that you immediately know it is a Download Instrument. In the Vienna Special Edition, Flute 1 is located in the folder "11 Flutes" together with the other flutes. Here, the Patch number is marked with an "S". The Full Download of Flute 1 is located in the subfolder "32 Flute" of the section "Woodwind Patches", which again contains subfolders grouping the Patches according to type, e.g., "01 SHORT + LONG NOTES", "02 DYNAMICS", etc. Patch names of the Full Download Library may differ from the corresponding ones of the Standard Download Library.

While Full Download Instruments contain all articulations of the corresponding DVD Instruments, their Patches are not divided into Standard and Extended content. The list of articulations further down which gives a summary of the Library's contents.

Special Patch configurations which sometimes are part of a Standard Download Instrument may be found in a reserved folder called "98 RESOURCES" in the Full Instrument. E.g., Flute 1 Standard contains the Patch "22D FL1 legato-sus"; in Flute 1 Full, this Patch is called "01 FL1_perf_leg_sustain" and is located in the Resources' subfolder "03 Perf Speed variation". (Apart from that, it also contains more samples.) Other articulations that can be found in the Resources folder are isolated dynamics repetitions in the subfolder "01 Perf Rep dyn" – e.g., the five repetitions of a legato crescendo, divided into separate Patches – and extracted velocity layers of sustained notes in the subfolder "02 Long Notes – Single Layer".

Patch information

The Patch information includes articulation type, playing range, number of samples used, RAM requirements, the number of velocity layers and alternations, AB switching possibilities, etc., as well as Patch specific information if necessary.

Where the type of articulation requires a special mapping (e.g., natural harmonics patches), the mapping layout will be shown in a detailed graphic.

Major and minor runs are always mapped to the keys of their scale, as are **arpeggios** to the keys of the broken chord played. **Grace notes** and **mordents** are mapped to their target note, i.e., the note the articulation ends with. Due to their nature, all **upward and downward articulations** (e.g., fixed glissandos and octave runs) have different mapping ranges – the upward movements ending the involved interval below the Patch's upper mapping range, while downward movements end the interval above its lower mapping range. (Please note that not all of the articulations mentioned above may be contained in your Collection.)

The Patch information also lists a Patch's velocity layers in detail. Velocity layer switches generally are the same for patches with the same number of layers but may occasionally be adapted to the instrument's requirements:

Layers	Layer 1	Layer 2	Layer 3	Layer 4	Layer 5	Layer 6
2	1–88	89–127				
3	1–55	56–88	89–127			
4	1–55	56–88	89–108	109–127		
5	1–24	25–55	56–88	89–108	109–127	
6	1–24	25–55	56–88	89–108	109–118	119–127

Interval performances

Interval performances are one of the outstanding features of our Vienna Instruments. They allow you to play authentic legato without any programming tricks. In our Silent Stage, all intervals from minor second to the octave were recorded for every instrument – up and down, of course; that makes 24 interval samples per note for one velocity alone! When you load an interval performance Patch and play a line on your keyboard, the software automatically joins the right samples with their interval transitions again, and you hear a perfect legato. By the way, this technique is not only used for legato but also for other articulations like the strings' portamento, marcato, or détaché and spiccato articulations.

Interval performances also contain at least two legato repetitions for every note which alternate automatically whenever you strike a key more than once. There also are preconfigured thresholds for legato and repetition notes: The legato threshold – i.e., the maximum break between notes where legato is played – is 50 ms. Otherwise, a sustained starting note will sound so that you can easily start a new phrase without leaving the legato Patch. For note repetitions, the threshold is 200 ms: a break up to that duration will yield a legato repetition; if the break is longer, a new starting note. But of course, it's mingling legato with other articulations which makes a piece really come alive.

Due to their nature, all interval performances are monophonic; otherwise, the software would have to be able to decide which source note belongs to which target note. To circumvent this, you can open two VI instances of the same instrument on separate MIDI tracks without any additional strain on your RAM.

Note: the Vienna Instruments PRO player software also allows you to play polyphonic Interval performances.

Another variety of interval performance you will come across is the "perf-leg_sus" Patch. These Patches also contain normal legatos, only the target note of each interval is crossfaded into a looped sustain. They can be used for slower pieces with long notes; however, you should use them with circumspection, since plain legatos sound more lively because they not only render the interval transitions as they were played, but also have different target samples for every interval instead of the same sustained note: When you play, e.g., c–e and then c#–e with normal legato, you will get two different "e" tones; with sus-legato you won't.

Matrix information

Each Matrix listing contains information regarding the Patches used for the Matrix, the number of horizontal and vertical dimensions, and switching properties. A mapping table shows the Cell positions for each of the Matrix' Patches.

A/B switching normally is set to A0 for upward/crescendo, and B0 for downward/diminuendo. However, some bass instruments go below that range so that the A/B keys have to be adapted accordingly. For example, the A/B switches for double bass are A0 and A#0 because the instrument's lower range extends to B0.

In order to facilitate working with **MIDI controller switches** like the Modulation wheel, the switching positions are not distributed equally across the controller range if they control more than two Matrix rows or columns; generally, the switching range will be narrower at the extreme positions because they are easy to set, and wider in the middle where it is harder to find the desired setting.

Speed controller switches naturally are adjusted to the Patches involved, and have been tested carefully as to their playability. However, if you find that they do not fit your playing, or want to try out other settings, you can change this as well as any other controller's settings at the **Control edit** page, and save the result in your Custom Matrix folder.

Preset information

The Preset information lists the Matrices used in the Preset as well as its keyswitches. All other information can be gathered from the Matrix and Patch listings, so there's not really much to say here. Please note that the Matrices of a Preset can also be switched with MIDI Program Changes (VI: 101–112; VI PRO: 1–127) instead of keyboard notes, and if you like to keep your keyboard free for playing instead of switching, you can disable Preset keyswitching and only use MIDI Program Changes. Vienna Instruments PRO also allows you to define a MIDI Control for Preset keyswitching.

Abbreviations

Here's a list of abbreviations in Patch names, which will help you to determine a Patch's content even without the help of the Vienna Instruments browser. Please note that not all of the abbreviations may occur in the manual on hand.

Abbreviation	Meaning	Abbreviation	Meaning
+	faster articulation (runs and arpeggios)	lo	long
150, 160, ...	150, 160, ... BPM (beats per minute)	ma	major
1s, 2s, ...	tone length 1 sec., 2 sec., ...	marc	marcato
acc	accelerando	me	medium
all	combination of all Patches of a category	mi	minor
arp	arpeggio	mord	mordent
blare	"blared" tones (horn)	mu	muted
cre	crescendo	muA, muB	muted, variation A/B
dim	diminuendo	nA	normal attack
dm	diminished (arpeggios)	noVib	without vibrato
dyn	dynamics (crescendo and diminuendo)	perf-rep	repetition performance
dyn5, dyn9	dynamics, 5/9 repetitions	por	portato
fa	fast	run	octave run
faT	fast triplets	sA	soft attack
fA	fast attack	sl	slow
fA_auto	attack automation (normal/fast attack)	sta, stac	staccato
fast-rep	fast repetitions	sto	stopped (horns)
flatter	flutter tonguing	str	strong
fx	effect sound	sus	sustained
gliss	glissando	T	triplets
hA	hard attack	tune	"tuning in" articulation
leg	legato	UB	upbeat
li	light	UB-a1, -a2	1, 2 upbeats
		v1, v2 ...	1st, 2nd, ... variation
		Vib	with (medium) vibrato
		Vib-progr	progressive vibrato
		XF	cell crossfade Matrix

Articulations

57 Bass trombone	
01 SHORT + LONG NOTES	Staccato Portato short Portato medium, normal and soft attack, and marcato Portato long, with and without vibrato, with soft attack, and marcato Sustained with and without vibrato
02 DYNAMICS	Light crescendo and diminuendo, 1.5, and 2 sec. Medium crescendo and diminuendo, 1.5, 2, 3, and 4 sec. Strong crescendo and diminuendo, 4 and 6 sec. Fortepiano, sforzato, sforzatissimo
03 FLATTER	Flutter tonguing normal and crescendo
10 PERF INTERVAL	Legato, normal and with sustain crossfading Marcato
11 PERF INTERVAL FAST	Legato
12 PERF REPETITION	Staccato slow and fast Portato Dynamics for all repetitions
13 FAST REPETITION	Staccato, 9 repetitions, 150 to 190 BPM Normal and dynamics
14 UPBEAT REPETITION	1–3 upbeats, 80–150 BPM
15 GRACE NOTES	Grace notes, minor and major 2nd, up and down

The orchestra

There are several ways of setting up an orchestra, depending on the era of the piece played, the type of the piece and the instruments it requires, and even on the preference of the conductor. The figure below shows one of the more common setups, which can be taken as a guideline for mixing a composition, properly positioning the instruments in the stereo field and adding reverb according to the size of the concert hall you want your piece to be played in.



- | | |
|---------------------------|---------------------------------|
| 1 1st and 2nd violin | 9 Bassoon, contrabassoon |
| 2 Viola | 10/11 Trumpet |
| 3 Cello | 12/13 Horn |
| 4 Double bass | 14/15 Trombone |
| 5 Harp | 16 Tuba |
| 6 Concert flute, piccolo | 17 Timpani |
| 7 Oboe, English horn | 18 Drums, cymbals |
| 8 Clarinet, bass clarinet | 19 other percussion instruments |

Pitch

For designating pitch, the Vienna Symphonic Library uses International Pitch Notation (IPN), which was agreed upon internationally under the auspices of the Acoustical Society of America. In this system the international standard of A=440 Hz is called A4 and middle C is C4. All pitches are written as capital letters, their respective octave being indicated by a number next to it. The lowest C on the piano is C1 (the A below that is A0), etc.

You can tune your Vienna Instruments to other players, or adjust it to tunings of earlier musical periods by setting the Perform page's Master Tune option within a range of 420 to 460 Hz.

57 Bass trombone

The instrument

Description

From the middle of the 19th century the tenor-bass trombone, having “all round qualities”, replaced the bass trombone in orchestras and has been used as the third trombone ever since. In spite of the tenor-bass trombone’s wide range, a distinction has been made in recent times between the tenor-bass and bass trombone – both have the same length of tubing, but the bass trombone has a wider bore (from 13.8 mm), a wider bell (from 24.8 cm), an additional valve (either Eb or D) and a larger mouthpiece.

Range and notation

The bass trombone has a range of Bb0–F5. Notation in the tenor and bass clefs, no transposition. All three trombone parts are usually written in tenor clef for the upper register and in bass clef for the lower.

Sound characteristics


Brassy, powerful, overpowering, solid, tense, penetrating, dramatic, hard, full, sinister, soft, round.


In general the slightly wider bore of the bass trombone lends it a somewhat darker timbre and fuller sound. Especially the low notes have a powerful metallic sound, sforzando tones are easily executable. The highest notes are somewhat harder to play than on the tenor trombone.



Combination with other instruments

The bass trombone is notated as the 3rd trombone in orchestral scores and often plays the tenor trombone’s lower octave or the contrabass trombone’s upper octave. Its sound is effective in multiple octave combinations as well as the fundamental bass. Since it shares its dark timbre with the cello, the double-bass, the bassoon and the contrabassoon it combines well with those instruments. The bass trombone is the carrying instrument, however, the bassoon or cello merely add color.

Patches

01 SHORT + LONG NOTES		Range: C1–E4		
01 BTB_staccato			Samples: 296	RAM: 18 MB
Staccato 4 velocity layers 4 Alternations				
02 BTB_portato_short			Samples: 296	RAM: 18 MB
Portato, short 4 velocity layers 4 Alternations				
03 BTB_portato_medium			Samples: 295	RAM: 18 MB
Portato, medium 4 velocity layers 4 Alternations				
04 BTB_portato_medium_soft			Samples: 296	RAM: 18 MB
Portato, medium, soft attack 4 velocity layers 4 Alternations				
05 BTB_portato_medium_marc			Samples: 222	RAM: 13 MB
Portato, medium, marcato 3 velocity layers 4 Alternations				
06 BTB_portato_long_Vib			Samples: 259	RAM: 16 MB
Portato, long, with vibrato 4 velocity layers Release samples 2 Alternations				
07 BTB_portato_long_noVib			Samples: 259	RAM: 16 MB
Portato, long, without vibrato 4 velocity layers Release samples 2 Alternations				
08 BTB_portato_long_soft			Samples: 259	RAM: 16 MB
Portato, long, soft attack 4 velocity layers Release samples 2 Alternations				

09 BTB_portato_long_marc	Samples: 185	RAM: 11 MB
Portato, long, marcato 3 velocity layers Release samples 2 Alternations		
11 BTB_sus_Vib	Samples: 222	RAM: 13 MB
Sustained, with vibrato 3 velocity layers Release samples		
12 BTB_sus_noVib	Samples: 296	RAM: 18 MB
Sustained, without vibrato 5 velocity layers Release samples		
<div> <div>02 DYNAMICS</div> <div>Range: C1-E4</div>  </div>		
01 BTB_dyn-li_1'5s	Samples: 222	RAM: 13 MB
Light crescendo and diminuendo, 1.5 sec. 3 velocity layers AB switch: crescendo/diminuendo		
02 BTB_dyn-li_2s	Samples: 222	RAM: 13 MB
Light crescendo and diminuendo, 2 sec. 3 velocity layers AB switch: crescendo/diminuendo		
11 BTB_dyn-me_2s	Samples: 148	RAM: 9 MB
Medium crescendo and diminuendo, 2 sec. 2 velocity layers AB switch: crescendo/diminuendo		
12 BTB_dyn-me_3s	Samples: 148	RAM: 9 MB
Medium crescendo and diminuendo, 3 sec. 2 velocity layers AB switch: crescendo/diminuendo		
13 BTB_dyn-me_4s	Samples: 148	RAM: 9 MB
Medium crescendo and diminuendo, 4 sec. 2 velocity layers AB switch: crescendo/diminuendo		
21 BTB_dyn-str_4s	Samples: 74	RAM: 4 MB
Strong crescendo and diminuendo, 4 sec. 1 velocity layer AB switch: crescendo/diminuendo		

22 BTB_dyn-str_6s	Samples: 74	RAM: 4 MB
Strong crescendo and diminuendo, 6 sec. 1 velocity layer AB switch: crescendo/diminuendo		
31 BTB_fp	Samples: 37	RAM: 2 MB
Fortepiano 1 velocity layer		
32 BTB_sfz	Samples: 37	RAM: 2 MB
Sforzato 1 velocity layer		
33 BTB_sffz	Samples: 37	RAM: 2 MB
Sforzatissimo 1 velocity layer		
03 FLATTER	Range: C2-E4	
01 BTB_flutter	Samples: 100	RAM: 6 MB
Flutter tonguing 2 velocity layers Release samples		
02 BTB_flutter_cre	Samples: 25	RAM: 1 MB
Flutter tonguing, crescendo 1 velocity layer		
10 PERF INTERVAL	Range: C1-E4	
01 BTB_perf-legato	Samples: 892	RAM: 55 MB
Legato 2 velocity layers Release samples		
02 BTB_perf-legato_sus	Samples: 1003	RAM: 62 MB
Legato with sustain crossfading 2 velocity layers Release samples		
03 BTB_perf-marcato	Samples: 873	RAM: 54 MB
Marcato 2 velocity layers Release samples		

11 PERF INTERVAL FAST**Range: C1–E4****01 BTB_perf-legato_fa****Samples: 1038 RAM: 64 MB**

Legato, fast
 2 velocity layers
 Release samples

12 PERF REPETITION**Range: C1–E4****01 BTB_perf-rep_por****Samples: 513 RAM: 32 MB**

Repetition performances: Portato
 3 velocity layers

02 BTB_perf-rep_sta-sl**Samples: 513 RAM: 32 MB**

Repetition performances: Staccato, slow
 3 velocity layers

03 BTB_perf-rep_sta-fa**Samples: 513 RAM: 32 MB**

Repetition performances: Staccato, fast
 3 velocity layers

11 BTB_perf-rep_dyn9_por**Samples: 342 RAM: 21 MB**

Repetition performances: Portato dynamics, 9 repetitions
 1 velocity layer
 AB switch: crescendo/diminuendo

12 BTB_perf-rep_dyn9_sta-sl**Samples: 342 RAM: 21 MB**

Repetition performances: Staccato dynamics, slow, 9 repetitions
 1 velocity layer
 AB switch: crescendo/diminuendo

13 BTB_perf-rep_dyn9_sta-fa**Samples: 342 RAM: 21 MB**

Repetition performances: Staccato dynamics, fast, 9 repetitions
 1 velocity layer
 AB switch: crescendo/diminuendo

13 FAST REPETITION**Range: C1–E4****01 BTB_fast-rep_150 (160/170/180/190)****Samples: 222****RAM: 13 MB**

Fast repetitions: 150–190 BPM

3 velocity layers

Release samples

11 BTB_fast-rep_150_dyn (160/170/180/190)**Samples: 74****RAM: 4 MB**

Fast repetitions: Dynamics, 150–190 BPM

1 velocity layer

AB switch: crescendo/diminuendo

14 UPBEAT REPETITION**A Single Upbeat****Range: C1–E4****01 BTB_UB-a1_80 (90/100/110/120/130/140/150)****Samples: 111****RAM: 6 MB**

1 upbeat, 80–150 BPM

3 velocity layers

B Double Upbeats**Range: C1–E4****01 BTB_UB-a2_80 (90/100/110/120/130/140/150)****Samples: 111****RAM: 6 MB**

2 upbeats, 80–150 BPM

3 velocity layers

C Triple Upbeats**Range: C1–E4****01 BTB_UB-a3_80 (90/100/110/120/130/140/150)****Samples: 111****RAM: 6 MB**

3 upbeats, 80–150 BPM

3 velocity layers

15 GRACE NOTES**Range: C1–E4****01 BTB_grace-1****Samples: 329****RAM: 20 MB**

Grace notes, minor 2nd
 3 velocity layers
 Release samples
 AB switch: up/down

02 BTB_grace-2**Samples: 327****RAM: 20 MB**

Grace notes, major 2nd
 3 velocity layers
 Release samples
 AB switch: up/down

98 RESOURCES

Isolated dynamics repetitions: Portato, staccato
 Single layer long notes
 Legato performance variation

01 Perf Rep dyn**Range: C1–E4****01 BTB_rep_cre9_por-1 (2/3/4/5/6/7/8/9)****Samples: 19****RAM: 1 MB**

Extracted repetitions: Portato, crescendo, 1st to 9th note
 1 velocity layer

01 BTB_rep_dim9_por-1 (2/3/4/5/6/7/8/9)**Samples: 19****RAM: 1 MB**

Extracted repetitions: Portato, diminuendo, 1st to 9th note
 1 velocity layer

02 BTB_rep_cre9_sta-1 (2/3/4/5/6/7/8/9)**Samples: 19****RAM: 1 MB**

Extracted repetitions: Staccato, crescendo, 1st to 9th note
 1 velocity layer

02 BTB_rep_dim9_sta-1 (2/3/4/5/6/7/8/9)**Samples: 19****RAM: 1 MB**

Extracted repetitions: Staccato, diminuendo, 1st to 9th note
 1 velocity layer

02 Long Notes - Single Layer**Range: C1–E4****01 BTB_sus_p****Samples: 74****RAM: 4 MB**

Sustained, piano
 1 velocity layer
 Release samples

02 BTB_sus_mp**Samples: 74****RAM: 4 MB**

Sustained, mezzopiano
 1 velocity layer
 Release samples

03 BTB_sus_mf	Samples: 74	RAM: 4 MB
Sustained, mezzoforte 1 velocity layer Release samples		
04 BTB_sus_f	Samples: 74	RAM: 4 MB
Sustained, forte 1 velocity layer Release samples		
05 BTB_sus_ff	Samples: 74	RAM: 4 MB
Sustained, fortissimo 1 velocity layer Release samples		
03 Perf Speed variation	Range: C1–E4	
01 BTB_perf-legato_slow	Samples: 929	RAM: 58 MB
Interval performances Legato, slow 2 velocity layers Release samples		

99 RELEASE

This section contains release samples for various patches of the other sections. Please do not try to load them into a Vienna Instruments matrix – you will not be able to hear anything when you try to play them.

Matrices

Matrix - LEVEL 1

L1 BTB Articulation Combi

Samples: 1493 RAM: 93 MB

Single note articulations

Staccato, portato medium, sustained with and without vibrato, medium crescendo and diminuendo 2 and 4 sec., fortepiano and sforzato, flutter tonguing normal and crescendo

Matrix switches: Horizontal: Keyswitches, C6–E6 Vertical: Modwheel, 2 zones

	C6	C#6	D6	D#6	E6
V1	staccato	sus. vib.	dyn.med. 2s.	fp	flutter
V2	port. medium	sus. no vib.	dyn.med. 4s.	sfz	flutter cres.

L1 BTB Perf-Legato Speed

Samples: 1219 RAM: 76 MB

Interval performances

Legato slow, normal, and fast

Speed controller

Matrix switches: Horizontal: Speed, 3 zones

	H1	H2	H3
legato	slow	normal	fast

L1 BTB Perf-Repetitions Combi

Samples: 1025 RAM: 64 MB

Repetition performances

Portato

Staccato fast

Matrix switches: Vertical: Modwheel, 2 zones

	repetitions
V1	portato
V2	staccato fast

Matrix - LEVEL 2 A - Advanced

01 BTB Perf-Universal

Samples: 1933 RAM: 120 MB

Interval performances

Legato slow, normal and fast

Marcato

Speed controller

Matrix switches: Horizontal: Speed, 3 zones Vertical: Modwheel, 2 zones

	H1	H2	H3
legato	slow	normal	fast
marcato	%	%	%

02 BTB Short+Long notes**Samples: 1590 RAM: 99 MB**

Single notes

Staccato, portato short and medium, portato long and sustained with and without vibrato

Matrix switches: Horizontal: Keyswitches, C6–E6 Vertical: Modwheel, 2 zones

	C6	C#6	D6	D#6	E6
V1	staccato	port. short	port.med.	port.long vib.	sus. vib.
V2	staccato	port.short	port.med.	port.long no vib.	sus. no vib.

Matrix - LEVEL 2 B - Standard**11 BTB Perf-Legato Speed****Samples: 1219 RAM: 76 MB**

Interval performances

Legato slow, normal, and fast

Speed controller

Matrix switches: Horizontal: Speed, 3 zones

	H1	H2	H3
legato	slow	normal	fast

12 BTB Short notes**Samples: 662 RAM: 41 MB**

Single notes

Staccato, portato short and medium, portato long with and without vibrato

Matrix switches: Horizontal: Keyswitches, C6–E6

	C6	C#6	D6	D#6	E6
V1	staccato	port.short	port.med.	port.long vib.	port.long no vib.

13 BTB Long notes - All**Samples: 407 RAM: 25 MB**

Single notes

Sustained with and without vibrato

Matrix switches: Horizontal: Keyswitches, C6–C#6

	C6	C#6
sustained	vibrato	no vibrato

14 BTB Dynamics - Small**Samples: 555 RAM: 34 MB**

Dynamics

Medium crescendo and diminuendo, 2, 3, and 4 sec.

Fortepiano, sforzato, sforzatisimo

Matrix switches: Horizontal: Keyswitches, C6–D6 Vertical: Modwheel, 4 zones

	C6	C#6	D6
dyn.medium	2 sec.	3 sec.	4 sec.
fp	%	%	%
sfz	%	%	%
sffz	%	%	%

15 BTB Dynamics - Large**Samples: 1526 RAM: 95 MB**

Dynamics

Light crescendo and diminuendo, 1.5 and 2 sec.

Medium crescendo and diminuendo, 2, 3, and 4 sec.

Strong crescendo and diminuendo, 4 and 6 sec.

Fortepiano, sforzato, sforzattissimo

Matrix switches: Horizontal: Keyswitches, C6–D6 Vertical: Modwheel, 4 zones

	C6	C#6	D6
dyn.light	1.5 sec.	2 sec.	2 sec.
dyn.medium	2 sec.	3 sec.	4 sec.
dyn.strong	4 sec.	4 sec.	6 sec.
fp/sfz/sffz	fp	sfz	sffz

16 BTB Flutter**Samples: 125 RAM: 7 MB**

Flutter tonguing

Normal, crescendo, and normal/crescendo with Cell crossfading

Matrix switches: Horizontal: Keyswitches, C6–D6

	C6	C#6	D6
flutter	normal	crescendo	Cell XF

Matrix - LEVEL 2 C - Repetitions**31 BTB Perf-Repetitions - Combi****Samples: 1538 RAM: 96 MB**

Repetition performances

Portato, and staccato slow and fast

Matrix switches: Horizontal: Keyswitches, C6–D6

	C6	C#6	D6
V1	portato	staccato slow	staccato fast

32 BTB Perf-Repetitions - Speed**Samples: 1538 RAM: 96 MB**

Repetition performances

Portato, and staccato slow and fast

Speed controller

Matrix switches: Horizontal: Speed, 3 zones

	H1	H2	H3
V1	portato	staccato slow	staccato fast

33 BTB Fast-Repetitions**Samples: 666 RAM: 41 MB**

Fast repetitions: Staccato, 9 repetitions, 150–190 BPM

Matrix switches: Horizontal: Keyswitches, C6–E6

	C6	C#6	D6	D#6	E6
speed/BPM	150	160	170	180	190

34 BTB Upbeats a1**Samples: 888 RAM: 55 MB**

Repetitions: 1 upbeat, 80–150 BPM

Matrix switches: Horizontal: Keyswitches, C6–G6

	C6	C#6	D6	D#6	E6	F6	F#6	G6
speed/BPM	80	90	100	110	120	130	140	150

35 BTB Upbeats a2**Samples: 888 RAM: 55 MB**

Repetitions: 2 upbeats, 80–150 BPM

Matrix switches: Horizontal: Keyswitches, C6–G6

	C6	C#6	D6	D#6	E6	F6	F#6	G6
speed/BPM	80	90	100	110	120	130	140	150

36 BTB Upbeats a3**Samples: 888 RAM: 55 MB**

Repetitions: 3 upbeats, 80–150 BPM

Matrix switches: Horizontal: Keyswitches, C6–G6

	C6	C#6	D6	D#6	E6	F6	F#6	G6
speed/BPM	80	90	100	110	120	130	140	150

37 BTB Upbeats all**Samples: 2664 RAM: 166 MB**

Repetitions: 1–3 upbeats, 80–150 BPM

Matrix switches: Horizontal: Keyswitches, C6–G6 Vertical: Modwheel, 3 zones

	C6	C#6	D6	D#6	E6	F6	F#6	G6
1 upbeat	80	90	100	110	120	130	140	150
2 upbeats	80	90	100	110	120	130	140	150
3 upbeats	80	90	100	110	120	130	140	150

Matrix - LEVEL 2 D - Scale+Phrase**41 BTB_Grace notes - All****Samples: 545 RAM: 34 MB**

Grace notes, minor and major 2nd

AB switch up/down

Matrix switches: Horizontal: Keyswitches, C6–C#6

	C6	C#6
interval	min. 2nd	maj. 2nd

Matrix - LEVEL 2 E - Keyswitch Vel**71 BTB Portato - cre9****Samples: 171 RAM: 10 MB**

Portato notes: Crescendo, keyswitch velocity

Keyswitches control 9 dynamic steps

Matrix switches: Horizontal: Keyswitches, C6–G#6

	C6	C#6	D6	D#6	E6	F6	F#6	G6	G#6
velocity	1st	2nd	3rd	4th	5th	6th	7th	8th	9th

72 BTB Staccato - cre9**Samples: 171 RAM: 10 MB**

Staccato notes: Crescendo, keyswitch velocity

Keyswitches control 9 dynamic steps

Matrix switches: Horizontal: Keyswitches, C6–G#6

	C6	C#6	D6	D#6	E6	F6	F#6	G6	G#6
velocity	1st	2nd	3rd	4th	5th	6th	7th	8th	9th

73 BTB Combi - cre9**Samples: 342 RAM: 21 MB**

Portato and staccato: Crescendo, keyswitch velocity

Keyswitches control 9 dynamic steps

Matrix switches: Horizontal: Keyswitches, C6–G#6 Vertical: Modwheel, 2 zones

	C6	C#6	D6	D#6	E6	F6	F#6	G6	G#6
portato	1st	2nd	3rd	4th	5th	6th	7th	8th	9th
staccato	1st	%	%	%	%	%	%	%	%

74 BTB Portato - dim9**Samples: 171 RAM: 10 MB**

Portato notes: Diminuendo, keyswitch velocity

Keyswitches control 9 dynamic steps

Matrix switches: Horizontal: Keyswitches, C6–G#6

	C6	C#6	D6	D#6	E6	F6	F#6	G6	G#6
velocity	1st	2nd	3rd	4th	5th	6th	7th	8th	9th

75 BTB Staccato - dim9**Samples: 171 RAM: 10 MB**

Staccato notes: Diminuendo, keyswitch velocity

Keyswitches control 9 dynamic steps

Matrix switches: Horizontal: Keyswitches, C6–G#6

	C6	C#6	D6	D#6	E6	F6	F#6	G6	G#6
velocity	1st	2nd	3rd	4th	5th	6th	7th	8th	9th

76 BTB Combi - dim9**Samples: 342 RAM: 21 MB**

Portato and staccato: Diminuendo, keyswitch velocity

Keyswitches control 9 dynamic steps

Matrix switches: Horizontal: Keyswitches, C6–G#6 Vertical: Modwheel, 2 zones

	C6	C#6	D6	D#6	E6	F6	F#6	G6	G#6
portato	1st	2nd	3rd	4th	5th	6th	7th	8th	9th
staccato	1st	%	%	%	%	%	%	%	%

Presets

BTB VSL Preset Level 1

Samples: 3552 RAM: 222 MB

L1 BTB Perf-Legato Speed
 L1 BTB Articulation Combi
 L1 BTB Perf-Repetitions Combi

Preset keyswitches: C7–D7

BTB VSL Preset Level 2

Samples: 5094 RAM: 318 MB

01 BTB Perf-Universal
 01 BTB Perf-Universal
 L1 BTB Articulation Combi
 31 BTB Perf-Repetitions - Combi
 73 BTB Combi - cre9

Preset keyswitches: C7–E7