

Vienna Instruments
Solo Download Instruments
Piccolo
Full Library

Contents

Introduction	3
'Full' Library	3
Data paths and Patch name conventions	3
Patch information	3
Interval performances	4
Matrix information	4
Preset information	5
Abbreviations	5
Articulations	6
The orchestra	7
Pitch	7
31 Piccolo	8
The Instrument	8
Patches	9
01 SHORT + LONG NOTES	9
02 DYNAMICS	10
03 FLATTER + TRILLS	11
10 PERF INTERVAL	12
11 PERF INTERVAL FAST	12
12 PERF TRILL	12
13 PERF REPETITION	13
14 FAST REPETITION	13
15 GRACE NOTES	14
16 SCALE RUNS	15
17 ARPEGGIOS	16
Legato	16
Staccato	18
18 MORDENTS	19
98 RESOURCES	20
02 Long Notes - Single Layer	20
03 Perf Speed variation	20
99 RELEASE	20
Matrices	21
Matrix - LEVEL 1	21
Matrix - LEVEL 2 A - Advanced	21
Matrix - LEVEL 2 B - Standard	22
Matrix - LEVEL 2 C - Repetitions	24
Matrix - LEVEL 2 D - Scale+Phrase	24
Presets	28
Appendix	29
Scale runs - major	29
Scale runs - minor	30
Arpeggios - major	31
Arpeggios - minor	32
Scale and arpeggio ranges	33
Octave runs	33
Arpeggios	33

Introduction

Welcome to the Vienna Symphonic Library, and thank you for purchasing one of our Solo Download Instruments! This document contains the mapping information for the "Full" version of the Vienna Instruments Piccolo. You will find in it a comprehensive survey of the articulations/Patches content, a listing of abbreviations, and the mapping list proper which gives details for every Patch, Matrix, and Preset.

"Full" Library

As opposed to the "Standard" versions of our Solo Download Instruments, the "Full" versions are identical with the corresponding instruments of a DVD Collection, i.e., they contain exactly the same samples, Patches, Matrices and Presets as the latter without any restrictions.

Installing a Download Instrument's Full version copies that instrument's sample content to a separate folder on your hard disk, so that it is not necessary to keep its Standard version installed – you may either delete it from your hard disk or at least remove it from the Directory Manager's list of activated instruments. In the Vienna Instruments Browser, the path of the Full version will be the same as that of the corresponding DVD Instrument, so that you can still see both versions as separate entries if you keep the Standard version installed.

Data paths and Patch name conventions

Since the Full versions of Download Instruments conform to the corresponding DVD Instruments, the data paths in your Vienna Instruments browser will be different than those of Standard Download or Special Edition Instruments. For instance, the path of the Standard Download Library of Flute 1 is "02D Flute-1", and all Patches can be found in this folder regardless of the articulation group they belong to. The Patch number is also marked with a "D" so that you immediately know it is a Download Instrument. In the Vienna Special Edition, Flute 1 is located in the folder "11 Flutes" together with the other flutes. Here, the Patch number is marked with an "S". The Full Download of Flute 1 is located in the subfolder "32 Flute" of the section "Woodwind Patches", which again contains subfolders grouping the Patches according to type, e.g., "01 SHORT + LONG NOTES", "02 DYNAMICS", etc. Patch names of the Full Download Library may differ from the corresponding ones of the Standard Download Library.

While Full Download Instruments contain all articulations of the corresponding DVD Instruments, their Patches are not divided into Standard and Extended content. The list of articulations further down which gives a summary of the Library's contents.

Special Patch configurations which sometimes are part of a Standard Download Instrument may be found in a reserved folder called "98 RESOURCES" in the Full Instrument. E.g., Flute 1 Standard contains the Patch "22D FL1 legato-sus"; in Flute 1 Full, this Patch is called "01 FL1_perf_leg_sustain" and is located in the Resources' subfolder "03 Perf Speed variation". (Apart from that, it also contains more samples.) Other articulations that can be found in the Resources folder are isolated dynamics repetitions in the subfolder "01 Perf Rep dyn" – e.g., the five repetitions of a legato crescendo, divided into separate Patches – and extracted velocity layers of sustained notes in the subfolder "02 Long Notes – Single Layer".

Patch information

The Patch information includes articulation type, playing range, number of samples used, RAM requirements, the number of velocity layers and alternations, AB switching possibilities, etc., as well as Patch specific information if necessary.

Where the type of articulation requires a special mapping (e.g., natural harmonics patches), the mapping layout will be shown in a detailed graphic.

Major and minor runs are always mapped to the keys of their scale, as are **arpeggios** to the keys of the broken chord played. **Grace notes** and **mordents** are mapped to their target note, i.e., the note the articulation ends with. Due to their nature, all **upward and downward articulations** (e.g., fixed glissandos and octave runs) have different mapping ranges – the upward movements ending the involved interval below the Patch's upper mapping range, while downward movements end the interval above its lower mapping range. (Please note that not all of the articulations mentioned above may be contained in your Collection.)

The Patch information also lists a Patch's velocity layers in detail. Velocity layer switches generally are the same for patches with the same number of layers but may occasionally be adapted to the instrument's requirements:

Layers	Layer 1	Layer 2	Layer 3	Layer 4	Layer 5	Layer 6
2	1–88	89–127				
3	1–55	56–88	89–127			
4	1–55	56–88	89–108	109–127		
5	1–24	25–55	56–88	89–108	109–127	
6	1–24	25–55	56–88	89–108	109–118	119–127

Interval performances

Interval performances are one of the outstanding features of our Vienna Instruments. They allow you to play authentic legato without any programming tricks. In our Silent Stage, all intervals from minor second to the octave were recorded for every instrument – up and down, of course; that makes 24 interval samples per note for one velocity alone! When you load an interval performance Patch and play a line on your keyboard, the software automatically joins the right samples with their interval transitions again, and you hear a perfect legato. By the way, this technique is not only used for legato but also for other articulations like the strings' portamento, marcato, or détaché and spiccato articulations.

Interval performances also contain at least two legato repetitions for every note which alternate automatically whenever you strike a key more than once. There also are preconfigured thresholds for legato and repetition notes: The legato threshold – i.e., the maximum break between notes where legato is played – is 50 ms. Otherwise, a sustained starting note will sound so that you can easily start a new phrase without leaving the legato Patch. For note repetitions, the threshold is 200 ms: a break up to that duration will yield a legato repetition; if the break is longer, a new starting note. But of course, it's mingling legato with other articulations which makes a piece really come alive.

Due to their nature, all interval performances are monophonic; otherwise, the software would have to be able to decide which source note belongs to which target note. To circumvent this, you can open two VI instances of the same instrument on separate MIDI tracks without any additional strain on your RAM.

Note: the Vienna Instruments PRO player software also allows you to play polyphonic Interval performances.

Another variety of interval performance you will come across is the "perf-leg_sus" Patch. These Patches also contain normal legatos, only the target note of each interval is crossfaded into a looped sustain. They can be used for slower pieces with long notes; however, you should use them with circumspection, since plain legatos sound more lively because they not only render the interval transitions as they were played, but also have different target samples for every interval instead of the same sustained note: When you play, e.g., c–e and then c#–e with normal legato, you will get two different "e" tones; with sus-legato you won't.

Matrix information

Each Matrix listing contains information regarding the Patches used for the Matrix, the number of horizontal and vertical dimensions, and switching properties. A mapping table shows the Cell positions for each of the Matrix' Patches.

A/B switching normally is set to A0 for upward/crescendo, and B0 for downward/diminuendo. However, some bass instruments go below that range so that the A/B keys have to be adapted accordingly. For example, the A/B switches for double bass are A0 and A#0 because the instrument's lower range extends to B0.

In order to facilitate working with **MIDI controller switches** like the Modulation wheel, the switching positions are not distributed equally across the controller range if they control more than two Matrix rows or columns; generally, the switching range will be narrower at the extreme positions because they are easy to set, and wider in the middle where it is harder to find the desired setting.

Speed controller switches naturally are adjusted to the Patches involved, and have been tested carefully as to their playability. However, if you find that they do not fit your playing, or want to try out other settings, you can change this as well as any other controller's settings at the **Control edit** page, and save the result in your Custom Matrix folder.

Preset information

The Preset information lists the Matrices used in the Preset as well as its keyswitches. All other information can be gathered from the Matrix and Patch listings, so there's not really much to say here. Please note that the Matrices of a Preset can also be switched with MIDI Program Changes (VI: 101–112; VI PRO: 1–127) instead of keyboard notes, and if you like to keep your keyboard free for playing instead of switching, you can disable Preset keyswitching and only use MIDI Program Changes. Vienna Instruments PRO also allows you to define a MIDI Control for Preset keyswitching.

Abbreviations

Here's a list of abbreviations in Patch names, which will help you to determine a Patch's content even without the help of the Vienna Instruments browser. Please note that not all of the abbreviations may occur in the manual on hand.

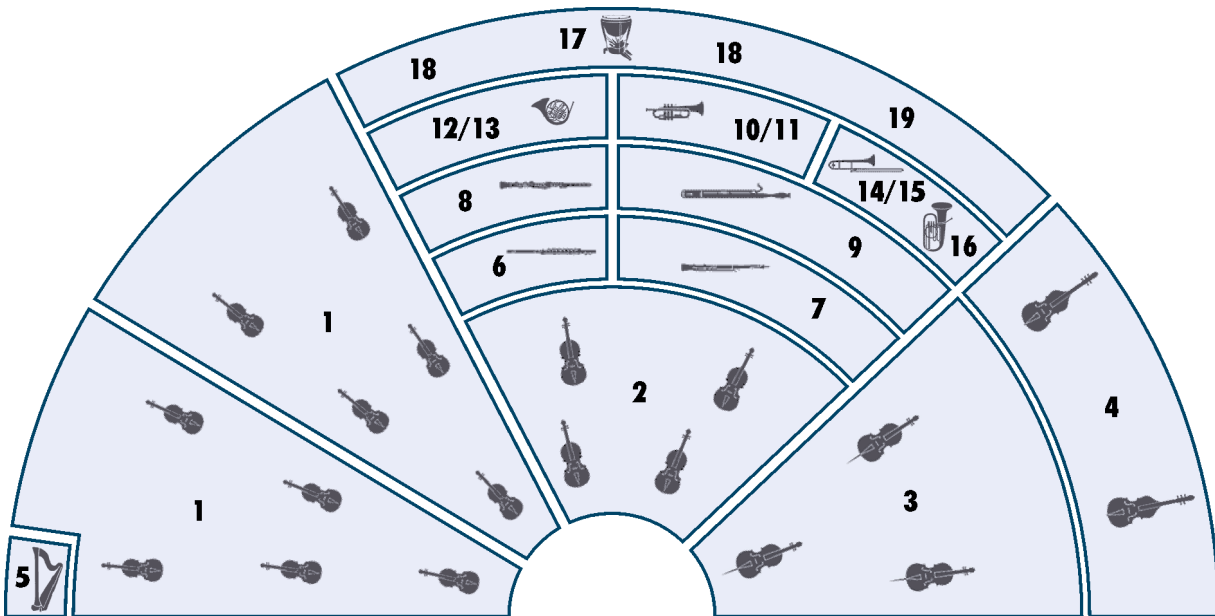
Abbreviation	Meaning	Abbreviation	Meaning
+	faster articulation (runs and arpeggios)	li	light
150, 160, ...	150, 160, ... BPM (beats per minute)	lo	long
1s, 2s, ...	tone length 1 sec., 2 sec., ...	ma	major
acc	accelerando	me	medium
all	combination of all Patches of a category	mi	minor
arp	arpeggio	mord	mordent
cre	crescendo	nA	normal attack
dim	diminuendo	noVib	without vibrato
dm	diminished (arpeggios)	perf-rep	repetition performance
dyn	dynamics (crescendo and diminuendo)	por	portato
dyn5, dyn9	dynamics, 5/9 repetitions	run	octave run
fa	fast	sA	soft attack
faT	fast triplets	sl	slow
fA	fast attack	sta, stac	staccato
fA_auto	attack automation (normal/fast attack)	str	strong
fast-rep	fast repetitions	sus	sustained
flatter	flutter tonguing	T	triplets
fx	effect – flute: tongue-ram staccato	UB	upbeat
hA	hard attack	UB-a1, -a2	1, 2 upbeats
leg	legato	v1, v2 ...	1st, 2nd, ... variation
		Vib	with (medium) vibrato
		Vib-progr	progressive vibrato
		XF	cell crossfade Matrix

Articulations

31 Piccolo	
01 SHORT + LONG NOTES	Staccato Portato short Portato medium with and without vibrato Portato long with vibrato Sustained with normal (2 variations) and progressive vibrato
02 DYNAMICS	Strong dynamics with vibrato 2, 3, and 5 sec. Strong dynamics without vibrato, 1.5, 2, 3, and 4 sec. pfp with vibrato, 6 sec. fpf with vibrato, 5 sec. Fortepiano and sforzato (3 variations) with vibrato
03 FLATTER + TRILLS	Flutter tonguing Trills, minor 2nd to 4th
10 PERF INTERVAL	Legato Lyric legato Marcato
11 PERF INTERVAL FAST	Legato Marcato
12 PERF TRILL	Trills, legato, minor 2nd to major 3rd
13 PERF REPETITION	Legato slow, medium and fast Portato slow, medium and fast Staccato
14 FAST REPETITION	Staccato, 9 repetitions, 150–180, 200, and 220 BPM
15 GRACE NOTES	Grace notes, minor 2nd to octave, up and down
16 SCALE RUNS	Octave runs, legato, up and down major and minor from C to B key, chromatic and whole tone 2 speeds for all
17 ARPEGGIOS	Arpeggios, legato and staccato, up and down diminished, major and minor from C to B key 2 speeds for all
18 MORDENTS	Mordents, var. 1–6

The orchestra

There are several ways of setting up an orchestra, depending on the era of the piece played, the type of the piece and the instruments it requires, and even on the preference of the conductor. The figure below shows one of the more common setups, which can be taken as a guideline for mixing a composition, properly positioning the instruments in the stereo field and adding reverb according to the size of the concert hall you want your piece to be played in.



- | | |
|---------------------------|---------------------------------|
| 1 1st and 2nd violin | 9 Bassoon, contrabassoon |
| 2 Viola | 10/11 Trumpet |
| 3 Cello | 12/13 Horn |
| 4 Double bass | 14/15 Trombone |
| 5 Harp | 16 Tuba |
| 6 Concert flute, piccolo | 17 Timpani |
| 7 Oboe, English horn | 18 Drums, cymbals |
| 8 Clarinet, bass clarinet | 19 other percussion instruments |

Pitch

For designating pitch, the Vienna Symphonic Library uses International Pitch Notation (IPN), which was agreed upon internationally under the auspices of the Acoustical Society of America. In this system the international standard of A=440 Hz is called A4 and middle C is C4. All pitches are written as capital letters, their respective octave being indicated by a number next to it. The lowest C on the piano is C1 (the A below that is A0), etc.

You can tune your Vienna Instruments to other players, or adjust it to tunings of earlier musical periods by setting the Perform page's Master Tune option within a range of 420 to 460 Hz.

31 Piccolo

The Instrument

Description

The piccolo, or octave flute, is a woodwind instrument and member of the transverse flute family. It is the highest-pitched wind instrument in the orchestra, its range reaches far higher than the human voice.

Since the Classical period the piccolo is used in the orchestra, initially exclusively to imitate sounds of nature such as birdsong or storms, and for special effects.

The piccolo in C has a range from D5–C8. It sounds an octave higher than written.

Sound characteristics

Bright, clear, light, graceful, delicate, brilliant, penetrating, whistling, intense, piercing, cutting, shrill, screeching.

The piccolo has two contrasting characters: played piano it sounds delicate and sweet, but played forte it becomes forceful and shrill.


The sound has less volume and is not as brilliant as the flute's but is more concentrated and penetrating.

Combination with other instruments

The piccolo has important tasks to perform in tutti passages, in which it gives melody lines composed of many octave doublings a penetrating edge as the topmost octave. Solo passages are rare.

Piccolo and drums: a traditional pairing which provides a "military" flavor and is used for marches and processions in opera and programmatic orchestral works.


Patches

01 SHORT + LONG NOTES		Range: C5–C8		
01 PFL_staccato			Samples: 166	RAM: 10 MB
Staccato 3 velocity layers 4 Alternations				
02 PFL_portato_short			Samples: 204	RAM: 12 MB
Portato, short 3 velocity layers 4 Alternations				
03 PFL_portato_medium_Vib			Samples: 70	RAM: 4 MB
Portato, medium, with vibrato 1 velocity layer 4 Alternations				
04 PFL_portato_medium_noVib			Samples: 128	RAM: 8 MB
Portato, medium, without vibrato 2 velocity layers 4 Alternations				
05 PFL_portato_long_Vib			Samples: 134	RAM: 8 MB
Portato, long, with vibrato 2 velocity layers Release samples 2 Alternations				
11 PFL_sus_Vib_v1		Range: C5–C#8	Samples: 205	RAM: 12 MB
Sustained, with vibrato, var. 1 3 velocity layers Release samples				
12 PFL_sus_Vib_v2		Range: C5–C#8	Samples: 207	RAM: 12 MB
Sustained, with vibrato, var. 2 3 velocity layers Release samples				
13 PFL_sus_Vib-progr		Range: C5–B7	Samples: 134	RAM: 8 MB
Sustained, progressive vibrato 2 velocity layers Release samples				



02 DYNAMICS

01 PFL_dyn-str_Vib_2s	Range: C5–C#8	Samples: 72	RAM: 4 MB
Strong crescendo and diminuendo with vibrato, 2 sec. 1 velocity layer AB switch: crescendo/diminuendo			
02 PFL_dyn-str_Vib_3s	Range: C5–C8	Samples: 70	RAM: 4 MB
Strong crescendo and diminuendo with vibrato, 3 sec. 1 velocity layer AB switch: crescendo/diminuendo			
03 PFL_dyn-str_Vib_5s	Range: C5–C8	Samples: 36	RAM: 2 MB
Strong crescendo and diminuendo with vibrato, 5 sec. 1 velocity layer AB switch: crescendo/diminuendo			
04 PFL_dyn-str_noVib_1'5s	Range: C5–A#7	Samples: 34	RAM: 2 MB
Strong crescendo and diminuendo without vibrato, 1.5 sec. 1 velocity layer AB switch: crescendo/diminuendo			
05 PFL_dyn-str_noVib_2s	Range: C5–A#7	Samples: 34	RAM: 2 MB
Strong crescendo and diminuendo without vibrato, 2 sec. 1 velocity layer AB switch: crescendo/diminuendo			
06 PFL_dyn-str_noVib_3s	Range: C5–A#7	Samples: 34	RAM: 2 MB
Strong crescendo and diminuendo without vibrato, 3 sec. 1 velocity layer AB switch: crescendo/diminuendo			
07 PFL_dyn-str_noVib_4	Range: C5–A#7	Samples: 34	RAM: 2 MB
Strong crescendo and diminuendo without vibrato, 4 sec. 1 velocity layer AB switch: crescendo/diminuendo			
08 PFL_ppf_Vib_6s	Range: C5–E7	Samples: 14	RAM: 1 MB
Crescendo-diminuendo with vibrato, 6 sec. 1 velocity layer			
09 PFL_fpf_Vib_5s	Range: C5–E7	Samples: 14	RAM: 1 MB
Diminuendo-crescendo with vibrato, 5 sec. 1 velocity layer			
10 PFL_fp_Vib	Range: C5–C8	Samples: 35	RAM: 2 MB
Fortepiano, with vibrato 1 velocity layer 2 Alternations			

11 PFL_sfz_Vib-1 Sforzato, with vibrato, var. 1 1 velocity layer 2 Alternations	Range: C5–C8	Samples: 35	RAM: 2 MB
12 PFL_sfz_Vib-2 Sforzato, with vibrato, var. 2 1 velocity layer 2 Alternations	Range: C5–A#7	Samples: 17	RAM: 1 MB
13 PFL_sfz_Vib-3 Sforzato, with vibrato, var. 3 1 velocity layer 2 Alternations	Range: C5–C8	Samples: 18	RAM: 1 MB
03 FLATTER + TRILLS 			
01 PFL_flutter Flutter tonguing 1 velocity layer Release samples	Range: C5–A#7	Samples: 34	RAM: 2 MB
11 PFL_trill_1 Trills, minor 2nd 1 velocity layer Release samples	Range: C5–A7	Samples: 64	RAM: 4 MB
12 PFL_trill_2 Trills, major 2nd 1 velocity layer Release samples	Range: C5–G7	Samples: 60	RAM: 3 MB
13 PFL_trill_3 Trills, minor 3rd 1 velocity layer Release samples	Range: C5–D7	Samples: 26	RAM: 1 MB
14 PFL_trill_4 Trills, major 3rd 1 velocity layer Release samples	Range: C5–C7	Samples: 24	RAM: 1 MB
15 PFL_trill_5 Trills, 4th 1 velocity layer Release samples	Range: C5–C7	Samples: 24	RAM: 1 MB

10 PERF INTERVAL**01 PFL_perf-legato****Range: C5–C8****Samples: 922****RAM: 57 MB**

Legato
3 velocity layers
Release samples

02 PFL_perf-legato_lyric**Range: C5–F#7****Samples: 356****RAM: 22 MB**

Lyric legato
1 velocity layer
Release samples

03 PFL_perf-marcato**Range: C5–F#7****Samples: 369****RAM: 23 MB**

Marcato
1 velocity layer
Release samples

11 PERF INTERVAL FAST**Range: C5–C8****01 PFL_perf-legato_fa****Samples: 731****RAM: 45 MB**

Legato, fast
2 velocity layers
Release samples

02 PFL_perf-marcato_fa**Samples: 654****RAM: 40 MB**

Marcato, fast
2 velocity layers
Release samples

12 PERF TRILL**Range: C5–A#7****01 PFL_perf-trill****Samples: 1043****RAM: 65 MB**

Performance trills, legato, minor 2nd to major 3rd
1 velocity layer
Release samples

13 PERF REPETITION**Range: C5–F#7****01 PFL_perf-rep_leg-sl****Samples: 75****RAM: 4 MB**

Legato, slow
1 velocity layer

02 PFL_perf-rep_leg-me**Range: C5–G#7****Samples: 80****RAM: 5 MB**

Legato, medium
1 velocity layer

03 PFL_perf-rep_leg-fa**Samples: 75****RAM: 4 MB**

Legato, fast
1 velocity layer

04 PFL_perf-rep_por-sl**Samples: 75****RAM: 4 MB**

Portato, slow
1 velocity layer

05 PFL_perf-rep_por-me**Samples: 135****RAM: 8 MB**

Portato, medium
1 velocity layer

06 PFL_perf-rep_por-fa**Range: C5–A#7****Samples: 288****RAM: 18 MB**

Portato, fast
2 velocity layers

07 PFL_perf-rep_sta**Range: C5–A#7****Samples: 416****RAM: 26 MB**

Staccato
2 velocity layers

14 FAST REPETITION**Range: C5–A#7****01 PFL_fast-rep_150 (160/170/180/200/220)****Samples: 64****RAM: 4 MB**

Staccato, 9 repetitions, 150–180, 200, and 220 BPM
2 velocity layers
Release samples



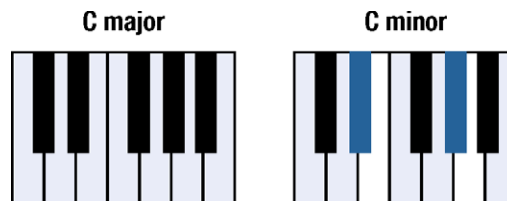
15 GRACE NOTES

01 PFL_grace-1 Grace notes, minor 2nd 3 velocity layers Release samples AB switch: up/down	Range: C5–B7	Samples: 178	RAM: 11 MB
02 PFL_grace-2 Grace notes, major 2nd 3 velocity layers Release samples AB switch: up/down	Range: C5–C8	Samples: 178	RAM: 11 MB
03 PFL_grace-3 Grace notes, minor 3rd 3 velocity layers Release samples AB switch: up/down	Range: C5–B7	Samples: 172	RAM: 10 MB
04 PFL_grace-4 Grace notes, major 3rd 3 velocity layers Release samples AB switch: up/down	Range: C5–C8	Samples: 172	RAM: 10 MB
05 PFL_grace-5 Grace notes, 4th 3 velocity layers Release samples AB switch: up/down	Range: C5–B7	Samples: 166	RAM: 10 MB
06 PFL_grace-6 Grace notes, diminished 5th 3 velocity layers Release samples AB switch: up/down	Range: C5–C8	Samples: 166	RAM: 10 MB
07 PFL_grace-7 Grace notes, 5th 3 velocity layers Release samples AB switch: up/down	Range: C5–B7	Samples: 160	RAM: 10 MB
08 PFL_grace-8 Grace notes, minor 6th 3 velocity layers Release samples AB switch: up/down	Range: C5–C8	Samples: 160	RAM: 10 MB

09 PFL_grace-9	Range: C5–B7	Samples: 154	RAM: 9 MB
Grace notes, major 6th 3 velocity layers Release samples AB switch: up/down			
10 PFL_grace-10	Range: C5–C8	Samples: 154	RAM: 9 MB
Grace notes, minor 7th 3 velocity layers Release samples AB switch: up/down			
11 PFL_grace-11	Range: C5–B7	Samples: 148	RAM: 9 MB
Grace notes, major 7th 2 velocity layers Release samples AB switch: up/down			
12 PFL_grace-12	Range: C5–C8	Samples: 148	RAM: 9 MB
Grace notes, octave 2 velocity layers Release samples AB switch: up/down			

16 SCALE RUNS

Please note that upward runs can be played only to an octave below the upper play range, downward runs to an octave above the lower play range. The octave runs are mapped diatonically according to their scale.
For the playing ranges and mappings of individual scales, please see the appendix.



Legato major



01 PFL_run-leg_C-ma (through to B-ma)	Samples: 28	RAM: 1 MB
Octave runs, legato C to B major 1 velocity layer AB switch: up/down		

Legato minor**01 PFL_run-leg_C-mi (through to B-mi)****Samples: 28****RAM: 1 MB**

Octave runs, legato
C to B minor
1 velocity layer
AB switch: up/down

Legato special**01 PFL_run-leg_chromatic****Range: C5–C8****Samples: 24****RAM: 1 MB**

Octave runs, legato
Chromatic
1 velocity layer
AB switch: up/down

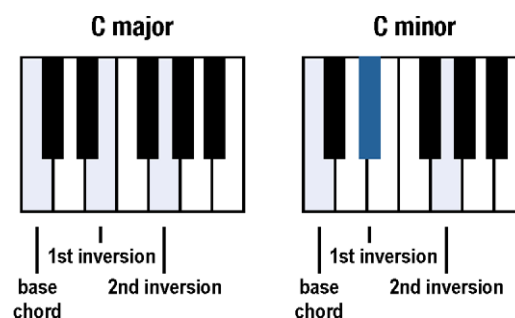
02 PFL_run-leg_whole**Range: C5–C8****Samples: 24****RAM: 1 MB**

Octave runs, legato
Whole tone
1 velocity layer
AB switch: up/down

17 ARPEGGIOS

Please note that the playing ranges vary with the key of the Patch used.

For the playing ranges and mappings for each key, please see the appendix.

**Legato diminished****01 PFL_arp-leg_dm****Range: C5–C8****Samples: 36****RAM: 2 MB**

Arpeggios, legato
Diminished
1 velocity layer
AB switch: up/down

Legato diminished fast**01 PFL_arp-leg+_dm****Range: C5–C8****Samples: 36****RAM: 2 MB**

Arpeggios, legato, fast

Diminished

1 velocity layer

AB switch: up/down

Legato major**01 PFL_arp-leg_C-ma (through to B-ma)****Samples: 12****RAM: 1 MB**

Arpeggios, legato

C to B major

1 velocity layer

AB switch: up/down

Legato major fast**01 PFL_arp-leg+_C-ma (through to B-ma)****Samples: 12****RAM: 1 MB**

Arpeggios, legato, fast

C to B major

1 velocity layer

AB switch: up/down

Legato minor**01 PFL_arp-leg_C-mi (through to B-mi)****Samples: 12****RAM: 1 MB**

Arpeggios, legato

C to B minor

1 velocity layer

AB switch: up/down

Legato minor fast**01 PFL_arp-leg_C-mi+ (through to B-mi+)****Samples: 12****RAM: 1 MB**

Arpeggios, legato, fast

C to B minor

1 velocity layer

AB switch: up/down

Staccato diminished**01 PFL_arp-sta_dm****Range: C5–C8****Samples: 36****RAM: 2 MB**

Arpeggios, staccato

Diminished

1 velocity layer

AB switch: up/down

Staccato diminished fast**01 PFL_arp-sta+_dm****Range: C5–C8****Samples: 36****RAM: 2 MB**

Arpeggios, staccato, fast

Diminished

1 velocity layer

AB switch: up/down

Staccato major**01 PFL_arp-sta_C-ma (through to B-ma)****Samples: 12****RAM: 1 MB**

Arpeggios, staccato

C to B major

1 velocity layer

AB switch: up/down

Staccato major fast**01 PFL_arp-sta+_C-ma (through to B-ma)****Samples: 12****RAM: 1 MB**

Arpeggios, staccato, fast

C to B major

1 velocity layer

AB switch: up/down

Staccato minor**01 PFL_arp-sta_C-mi (through to B-mi)****Samples: 12****RAM: 1 MB**

Arpeggios, staccato

C to B minor

1 velocity layer

AB switch: up/down



Staccato minor fast

01 PFL_arp-sta_C-mi+ (through to B-mi+)

Samples: 12

RAM: 1 MB

Arpeggios, staccato, fast

C to B minor


1 velocity layer

AB switch: up/down

18 MORDENTS



The samples are mapped to their target note.



01 PFL_mord-leg_v1

Range: C5-F7

Samples: 28

RAM: 1 MB

Mordents, legato

Single mordent, minor 2nd

1 velocity layer

AB switch: up/down

02 PFL_mord-leg_v2

Range: C5-F#7

Samples: 28

RAM: 1 MB

Mordents, legato

Single mordent, major 2nd

1 velocity layer

AB switch: up/down

03 PFL_mord-leg_v3

Range: C5-F#7

Samples: 28

RAM: 1 MB

Mordents, legato

Minor 2nd - minor 2nd

1 velocity layer

AB switch: up/down

04 PFL_mord-leg_v4

Range: C5-G7

Samples: 28

RAM: 1 MB

Mordents, legato

Minor 2nd - major 2nd

1 velocity layer

AB switch: up/down

05 PFL_mord-leg_v5	Range: C5–G7	Samples: 28	RAM: 1 MB
Mordents, legato Major 2nd - minor 2nd 1 velocity layer AB switch: up/down			
06 PFL_mord-leg_v6	Range: C5–G#7	Samples: 28	RAM: 1 MB
Mordents, legato Major 2nd - major 2nd 1 velocity layer AB switch: up/down			

98 RESOURCES

Single layer long notes
Performance Legato with sustain crossfading

02 Long Notes - Single Layer

01 PFL_sus_Vib-p	Range: C5–C#8	Samples: 72	RAM: 4 MB
Sustained, piano, with vibrato 1 velocity layer Release samples			
02 PFL_sus_Vib-mf	Range: C5–C#8	Samples: 72	RAM: 4 MB
Sustained, mezzoforte, with vibrato 1 velocity layer Release samples			
03 PFL_sus_Vib-f	Range: C5–C#8	Samples: 72	RAM: 4 MB
Sustained, forte, with vibrato 1 velocity layer Release samples			

03 Perf Speed variation

01 PFL_perf-leg_sustain	Range: C5–C8	Samples: 816	RAM: 51 MB
Legato with sustain crossfading 2 velocity layers Release samples			

99 RELEASE

This section contains release samples for various patches of the other sections. Please do not try to load them into a Vienna Instruments matrix – you will not be able to hear anything when you try to play them.

Matrices

Matrix - LEVEL 1

L1 PFL Articulation Combi

Samples: 893 RAM: 55 MB

Single note articulations

Staccato, portato short, sustained with normal and progressive vibrato, crescendo-diminuendo with vibrato 6 sec., diminuendo-crescendo with vibrato and 5 sec., fortepiano and sforzato with vibrato, flutter tonguing, trills half and whole tone

Matrix switches: Horizontal: Keyswitches, C1–F1 Vertical: Modwheel, 2 zones

	C1	C#1	D1	D#1	E1	F1
V1	stac	sus vib. v.1	ppp vib. 6s.	fp vib.	flutter	trill half
V2	port. short	sus prog. vib.	ppf vib. 5s.	sfz vib. v.1	flutter.	trill whole

L1 PFL Perf-Legato Speed

Samples: 1124 RAM: 70 MB

Interval performances

Legato with sustain crossfading, normal, and fast

Monophonic, Speed controller

Matrix switches: Horizontal: Speed, 3 zones

	H1	H2	H3
Legato	sustain XF	normal	fast

L1 PFL Perf-Repetitions Combi

Samples: 779 RAM: 48 MB

Repetition performances

Legato slow

Portato fast

Staccato

Matrix switches: Vertical: Modwheel, 3 zones

	repetitions
V1	legato slow
V2	portato fast
V3	staccato

Matrix - LEVEL 2 A - Advanced

01 PFL Perf-Universal

Samples: 1721 RAM: 107 MB

Interval performances

Legato with sustain crossfading, normal, and fast

Marcato normal and fast

Monophonic, Speed controller

Matrix switches: Horizontal: Speed, 3 zones Vertical: Modwheel, 2 zones

	H1	H2	H3
legato	sustain	normal	fast
marcato	normal	normal	fast

02 PFL Perf-Trill Speed**Samples: 1684 RAM: 105 MB**

Multi interval performances
 Legato and trills
 Monophonic, Speed controller

Matrix switches: Horizontal: Speed, 2 zones

	H1	H2
V1	legato	trills

03 PFL Short+Long notes - All**Samples: 835 RAM: 52 MB**

Single notes
 Staccato, portato short, portato medium with and without vibrato
 Sustained with normal and progressive vibrato

Matrix switches: Horizontal: Keyswitches, C1–D#1 Vertical: Modwheel, 2 zones

	C1	C#1	D1	D#1
V1	staccato	port. short	port.med. vib.	sus. vib. v.1
V2	%	%	port.med. no vib.	sus. prog. vib.

Matrix - LEVEL 2 B - Standard**11 PFL Perf-Legato Speed****Samples: 1124 RAM: 70 MB**

Interval performances
 Legato with sustain crossfading, normal, and fast
 Monophonic, Speed controller

Matrix switches: Horizontal: Speed, 3 zones

	H1	H2	H3
Legato	sustain XF	normal	fast

12 PFL Perf-Marcato Speed**Samples: 703 RAM: 43 MB**

Interval performances
 Marcato normal and fast
 Monophonic, Speed controller

Matrix switches: Horizontal: Speed, 2 zones

	H1	H2
Marcato	normal	fast

13 PFL Short notes - All**Samples: 702 RAM: 43 MB**

Single notes
 Staccato, portato short, portato medium with and without vibrato, portato long with vibrato

Matrix switches: Horizontal: Keyswitches, C1–E1

	C1	C#1	D1	D#1	E1
V1	staccato	port. short	port.med. vib.	port.med. no vib.	port.long vib.

14 PFL Long notes - All**Samples: 368 RAM: 23 MB**

Single notes
 Sustained with vibrato var. 1 and 2, sustained with progressive vibrato

Matrix switches: Horizontal: Keyswitches, C1–D1

	C1	C#1	D1
sustained	vibrato var. 1	vibrato var. 2	progr. vibrato

15 PFL Dynamics - Small**Samples: 263 RAM: 16 MB**

Dynamics

Strong crescendo and diminuendo with vibrato, 2, 3, and 5 sec.

Fortepiano, sforzato var. 1 and 2, with vibrato

Matrix switches: Horizontal: Keyswitches, C1–D1 Vertical: Modwheel, 4 zones

	C1	C#1	D1
dynamics vib.	2 sec.	3 sec.	5 sec.
fp	%	%	%
sfz v.1	%	%	%
sfz v.2	%	%	%

16 PFL Dynamics - Large**Samples: 411 RAM: 25 MB**

Dynamics

Strong crescendo and diminuendo, with vibrato 2, 3, and 6 sec., without vibrato 1.5, 2, 3, and 4 sec.

Crescendo-diminuendo 6 sec.

Diminuendo-crescendo 5 sec.

Fortepiano, sforzato var. 1–3

Matrix switches: Horizontal: Keyswitches, C1–D#1 Vertical: Modwheel, 4 zones

	C1	C#1	D1	D#1
V1	dyn. vib. 2 sec.	dyn. vib. 2 sec.	dyn. vib. 3 sec.	dyn. vib. 5 sec.
V2	no vib. 1.5 sec.	no vib. 2 sec.	no vib. 3 sec.	no vib. 4 sec.
V3	pfp 6 sec.	pfp 6 sec.	fpf 5 sec.	fpf 5 sec.
V4	fp	sfz v.1	sfz v.2	sfz v.3

17 PFL Flatter**Samples: 34 RAM: 2 MB**

Flutter tonguing

18 PFL Trills - normal**Samples: 198 RAM: 12 MB**

Trills, minor 2nd to 4th

Matrix switches: Vertical: Modwheel, 5 zones

	Trills
V1	min. 2nd
V2	maj. 2nd
V3	min. 3rd
V4	maj. 3rd
V5	4th

Matrix - LEVEL 2 C - Repetitions**31 PFL Perf-Repetitions - Combi****Samples: 994 RAM: 62 MB**

Repetition performances

Slow and medium legato, medium and fast portato, staccato

Matrix switches: Horizontal: Keyswitches, C1–E1

	C1	C#1	D1	D#1	E1
V1	leg. slow	leg. medium	port. medium	port. fast	staccato

32 PFL Perf-Repetitions - Speed**Samples: 859 RAM: 53 MB**

Repetition performances

Slow and medium legato, fast portato, staccato

Speed controller

Matrix switches: Horizontal: Speed, 4 zones

	H1	H2	H3	H4
V1	leg. slow	leg. medium	port. fast	staccato

33 PFL Fast-Repetitions**Samples: 256 RAM: 16 MB**

Fast repetitions

150, 160, 170, 180, 200, 220 BPM

Matrix switches: Horizontal: Keyswitches, C1–F1

	C1	C#1	D1	D#1	E1	F1
speed/BPM	150	160	170	180	200	220

Matrix - LEVEL 2 D - Scale+Phrase**41 PFL Scale runs-legato - Major****Samples: 152 RAM: 9 MB**

Octave runs, legato, C to B major

AB switch up/down

Matrix switches: Horizontal: Keyswitches, C1–B1

	C1	C#1	D1	D#1	E1	F1	F#1	G1	G#1	A1	A#1	B1
legato maj.	C	C#	D	D#	E	F	F#	G	G#	A	A#	B

42 PFL Scale runs-legato - Minor**Samples: 158 RAM: 9 MB**

Octave runs, legato, C to B minor

AB switch up/down

Matrix switches: Horizontal: Keyswitches, C1–B1

	C1	C#1	D1	D#1	E1	F1	F#1	G1	G#1	A1	A#1	B1
legato min.	C	C#	D	D#	E	F	F#	G	G#	A	A#	B

43 PFL Scale runs-legato - Special**Samples: 48 RAM: 3 MB**

Octave runs, legato, chromatic and whole tone

AB switch up/down

Matrix switches: Vertical: Modwheel, 2 zones

	legato
V1	chromatic
V2	whole tone

44 PFL Scale runs-legato - All**Samples: 358 RAM: 22 MB**

Octave runs, legato, C to B major and minor, chromatic and whole tone
AB switch up/down

Matrix switches: Horizontal: Keyswitches, C1–B1 Vertical: Modwheel, 4 zones

	C1	C#1	D1	D#1	E1	F1	F#1	G1	G#1	A1	A#1	B1
major	C	C#	D	D#	E	F	F#	G	G#	A	A#	B
minor	C	C#	D	D#	E	F	F#	G	G#	A	A#	B
chromatic	%	%	%	%	%	%	%	%	%	%	%	%
whole tone	%	%	%	%	%	%	%	%	%	%	%	%

51 PFL Arpeggios-legato - Major**Samples: 70 RAM: 4 MB**

Arpeggios, legato, C to B major
AB switch up/down

Matrix switches: Horizontal: Keyswitches, C1–B1

	C1	C#1	D1	D#1	E1	F1	F#1	G1	G#1	A1	A#1	B1
legato maj.	C	C#	D	D#	E	F	F#	G	G#	A	A#	B

52 PFL Arpeggios-legato - Major+**Samples: 70 RAM: 4 MB**

Arpeggios, legato fast, C to B major
AB switch up/down

Matrix switches: Horizontal: Keyswitches, C1–B1

	C1	C#1	D1	D#1	E1	F1	F#1	G1	G#1	A1	A#1	B1
legato maj. fast	C	C#	D	D#	E	F	F#	G	G#	A	A#	B

53 PFL Arpeggios-legato - Minor**Samples: 68 RAM: 4 MB**

Arpeggios, legato, C to B minor
AB switch up/down

Matrix switches: Horizontal: Keyswitches, C1–B1

	C1	C#1	D1	D#1	E1	F1	F#1	G1	G#1	A1	A#1	B1
legato min.	C	C#	D	D#	E	F	F#	G	G#	A	A#	B

54 PFL Arpeggios-legato - Minor+**Samples: 68 RAM: 4 MB**

Arpeggios, legato fast, C to B minor
AB switch up/down

Matrix switches: Horizontal: Keyswitches, C1–B1

	C1	C#1	D1	D#1	E1	F1	F#1	G1	G#1	A1	A#1	B1
legato min. fast	C	C#	D	D#	E	F	F#	G	G#	A	A#	B

55 PFL Arpeggios-legato - All**Samples: 174 RAM: 10 MB**

Arpeggios, legato, C to B major and minor, diminished
AB switch up/down

Matrix switches: Horizontal: Keyswitches, C1–B1 Vertical: Modwheel, 3 zones

	C1	C#1	D1	D#1	E1	F1	F#1	G1	G#1	A1	A#1	B1
major	C	C#	D	D#	E	F	F#	G	G#	A	A#	B
minor	C	C#	D	D#	E	F	F#	G	G#	A	A#	B
diminished	%	%	%	%	%	%	%	%	%	%	%	%

56 PFL Arpeggios-legato - All+**Samples: 174 RAM: 10 MB**

Arpeggios, legato fast, C to B major and minor, diminished
 AB switch up/down

Matrix switches: Horizontal: Keyswitches, C1–B1 Vertical: Modwheel, 3 zones

	C1	C#1	D1	D#1	E1	F1	F#1	G1	G#1	A1	A#1	B1
major	C	C#	D	D#	E	F	F#	G	G#	A	A#	B
minor	C	C#	D	D#	E	F	F#	G	G#	A	A#	B
diminished	%	%	%	%	%	%	%	%	%	%	%	%

57 PFL Arpeggios-staccato - Major**Samples: 70 RAM: 4 MB**

Arpeggios, staccato, C to B major
 AB switch up/down

Matrix switches: Horizontal: Keyswitches, C1–B1

	C1	C#1	D1	D#1	E1	F1	F#1	G1	G#1	A1	A#1	B1
staccato maj.	C	C#	D	D#	E	F	F#	G	G#	A	A#	B

58 PFL Arpeggios-staccato - Major+**Samples: 70 RAM: 4 MB**

Arpeggios, staccato fast, C to B major
 AB switch up/down

Matrix switches: Horizontal: Keyswitches, C1–B1

	C1	C#1	D1	D#1	E1	F1	F#1	G1	G#1	A1	A#1	B1
staccato maj. fast	C	C#	D	D#	E	F	F#	G	G#	A	A#	B

59 PFL Arpeggios-staccato - Minor**Samples: 68 RAM: 4 MB**

Arpeggios, staccato, C to B minor
 AB switch up/down

Matrix switches: Horizontal: Keyswitches, C1–B1

	C1	C#1	D1	D#1	E1	F1	F#1	G1	G#1	A1	A#1	B1
staccato min.	C	C#	D	D#	E	F	F#	G	G#	A	A#	B

60 PFL Arpeggios-staccato - Minor+**Samples: 68 RAM: 4 MB**

Arpeggios, staccato fast, C to B minor
 AB switch up/down

Matrix switches: Horizontal: Keyswitches, C1–B1

	C1	C#1	D1	D#1	E1	F1	F#1	G1	G#1	A1	A#1	B1
staccato min. fast	C	C#	D	D#	E	F	F#	G	G#	A	A#	B

61 PFL Arpeggios-staccato - All**Samples: 174 RAM: 10 MB**

Arpeggios, staccato, C to B major and minor, diminished
 AB switch up/down

Matrix switches: Horizontal: Keyswitches, C1–B1 Vertical: Modwheel, 3 zones

	C1	C#1	D1	D#1	E1	F1	F#1	G1	G#1	A1	A#1	B1
major	C	C#	D	D#	E	F	F#	G	G#	A	A#	B
minor	C	C#	D	D#	E	F	F#	G	G#	A	A#	B
diminished	%	%	%	%	%	%	%	%	%	%	%	%

62 PFL Arpeggios-staccato - All+**Samples: 174 RAM: 10 MB**

Arpeggios, staccato fast, C to B major and minor, diminished
 AB switch up/down

Matrix switches: Horizontal: Keyswitches, C1–B1 Vertical: Modwheel, 3 zones

	C1	C#1	D1	D#1	E1	F1	F#1	G1	G#1	A1	A#1	B1
major	C	C#	D	D#	E	F	F#	G	G#	A	A#	B
minor	C	C#	D	D#	E	F	F#	G	G#	A	A#	B
diminished	%	%	%	%	%	%	%	%	%	%	%	%

63 PFL Mordents-legato**Samples: 168 RAM: 10 MB**

Mordents, legato, var. 1 to 6
 AB switch up/down

Matrix switches: Horizontal: Keyswitches, C1–F1

	C1	C#1	D1	D#1	E1	F1
variation	mord. min.2nd	mord. maj.2nd	min.2nd - min.2nd	min.2nd - maj.2nd	maj.2nd - min.2nd	maj.2nd - maj.2nd

64 PFL Grace notes - All**Samples: 790 RAM: 49 MB**

Grace notes, minor 2nd to octave
 AB switch up/down

Matrix switches: Horizontal: Keyswitches, C1–B1

	C1	C#1	D1	D#1	E1	F1	F#1	G1	G#1	A1	A#1	B1
interval	min. 2nd	maj. 2nd	min. 3rd	maj. 3rd	4th	dim. 5th	5th	min. 6th	maj. 6th	min. 7th	maj. 7th	octave

Presets

PFL VSL Preset Level 1

Samples: 2724 RAM: 170 MB

L1 PFL Perf-Legato Speed
 L1 PFL Articulation Combi
 L1 PFL Perf-Repetitions Combi
 Preset keyswitches: C2–D2

PFL VSL Preset Level 2

Samples: 4627 RAM: 289 MB

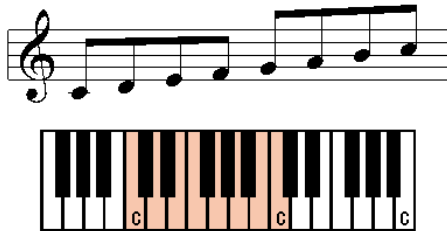
01 PFL Perf-Universal
 02 PFL Perf-Trill Speed
 L1 PFL Articulation Combi
 31 PFL Perf-Repetitions - Combi
 32 PFL Perf-Repetitions - Speed
 44 PFL Scale runs-legato - all
 Preset keyswitches: C2–F2

Appendix

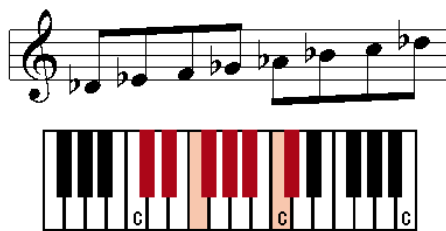
In the following, you will find notations and keyboard layout graphics for major and minor scale runs and arpeggios, as well as a list of playing ranges for the individual scale and arpeggio Patches.

Scale runs - major

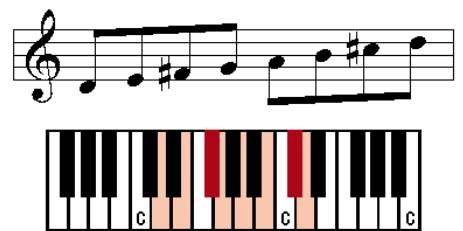
C major



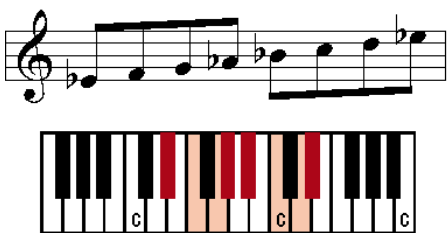
C#/Db major



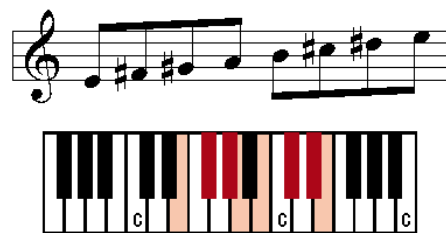
D major



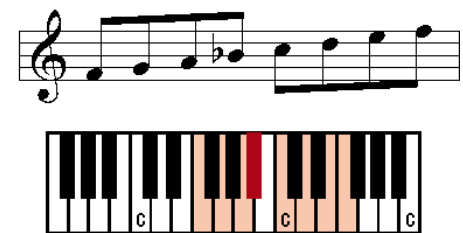
D#/Eb major



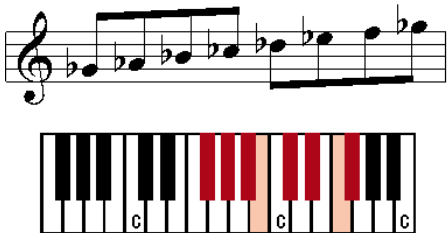
E major



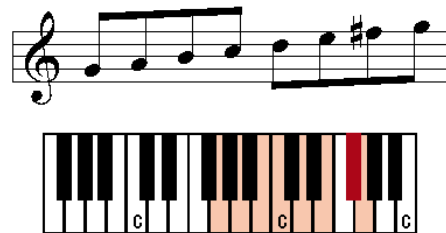
F major




F#/Gb major



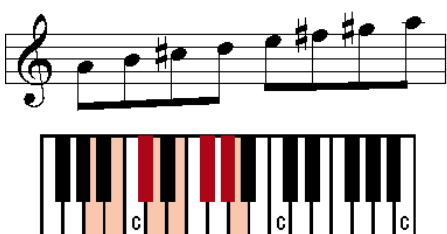
G major



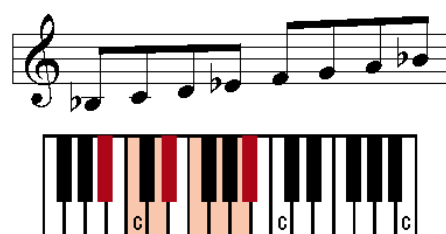
G#/Ab major



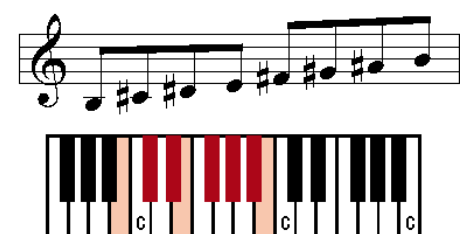
A major



A#/Bb major



B major



Scale runs - minor

C minor



C#/Db minor



D minor



D#/Eb minor



E minor



F minor



F#/Gb minor



G minor



G#/Ab minor



A minor



A#/Bb minor

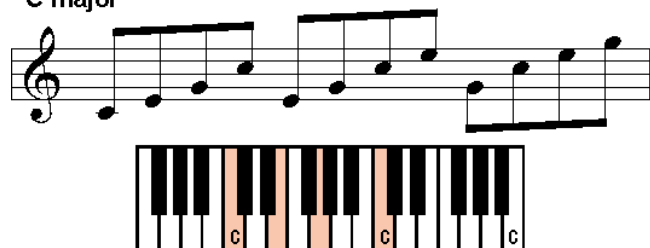


B minor

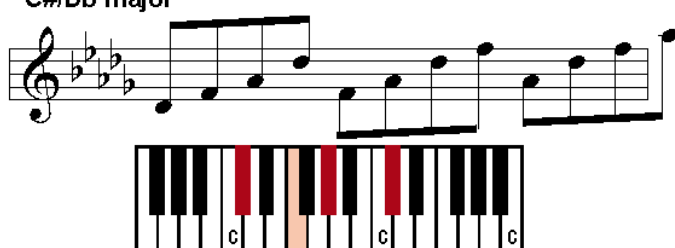


Arpeggios – major

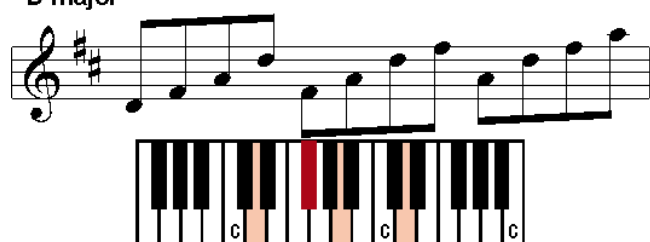
C major



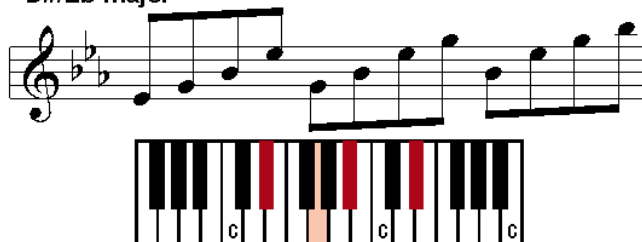
C#/Db major



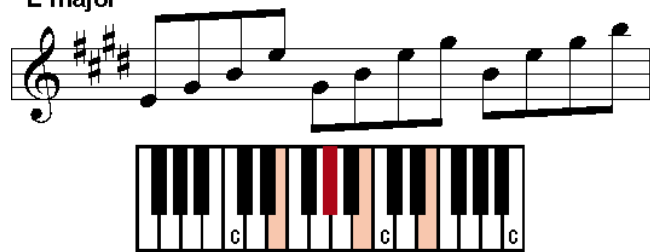
D major



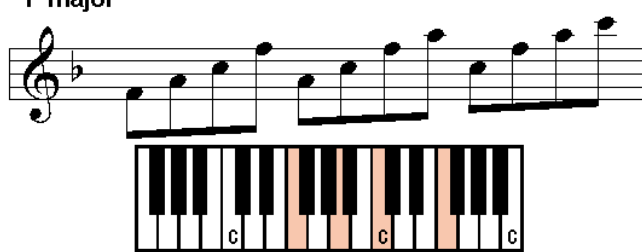
D#/Eb major



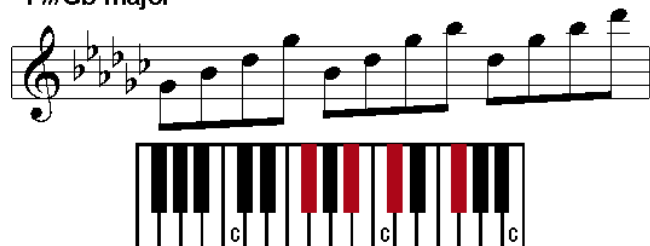
E major



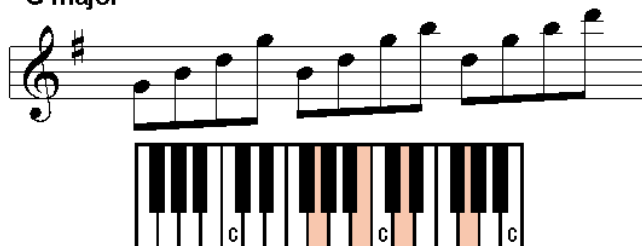
F major



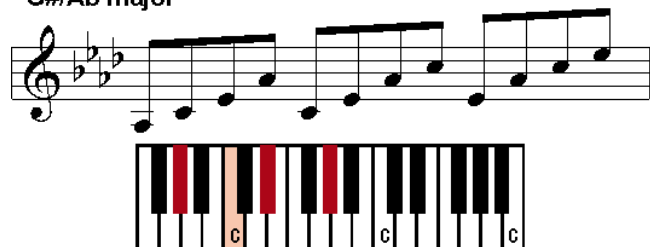
F#/Gb major



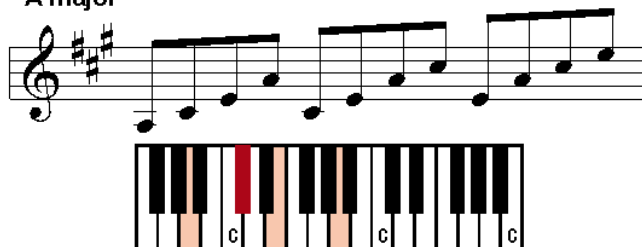
G major



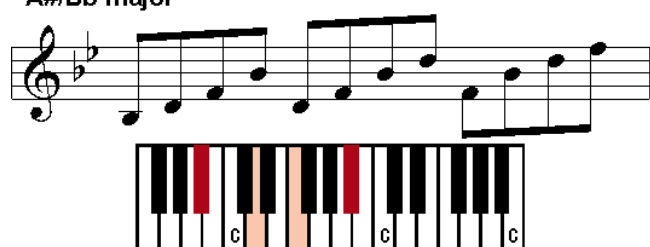
G#/Ab major



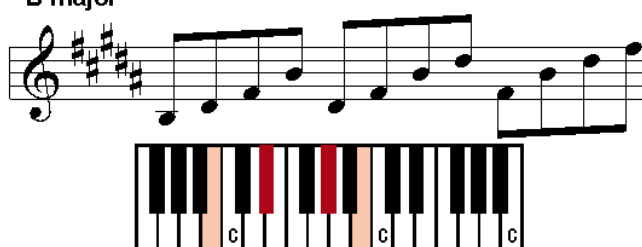
A major



A#/Bb major

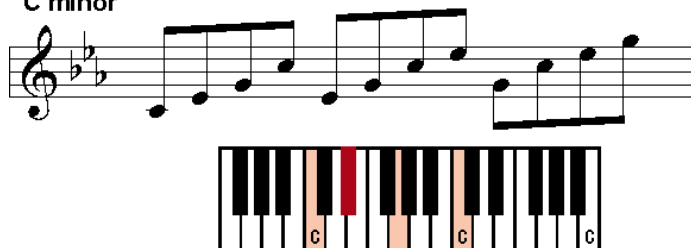


B major

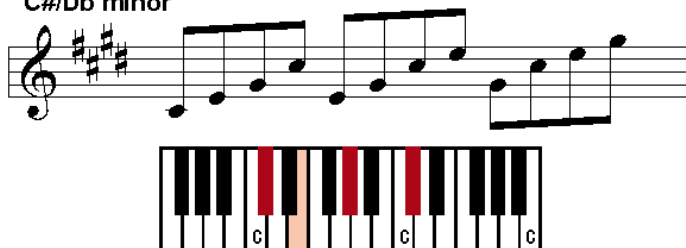


Arpeggios – minor

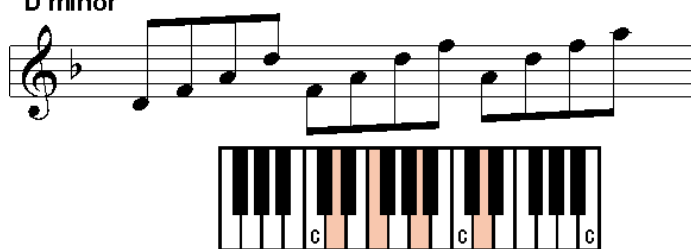
C minor



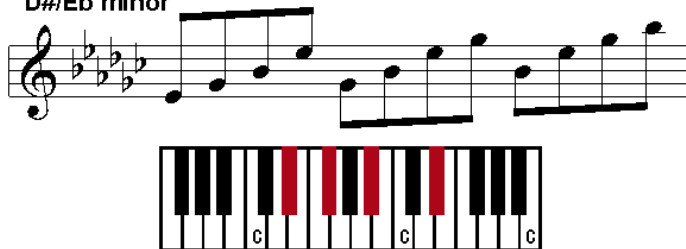
C#/Db minor



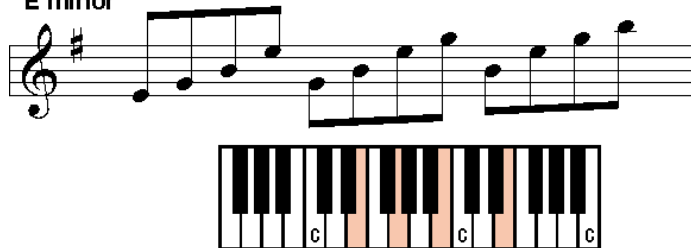
D minor



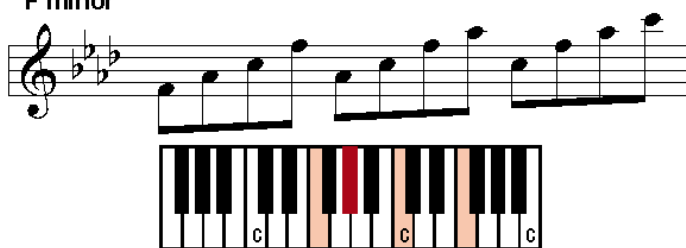
D#/Eb minor



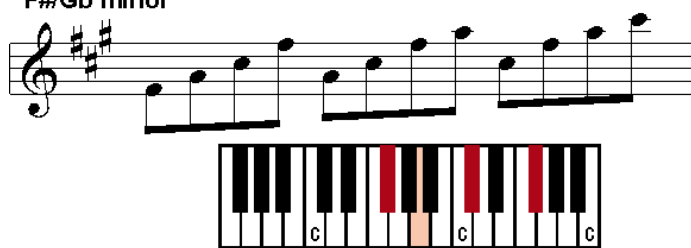
E minor



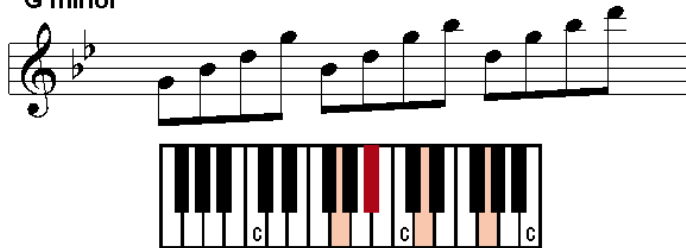
F minor



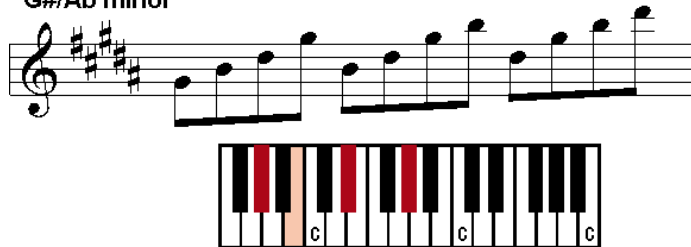
F#/Gb minor



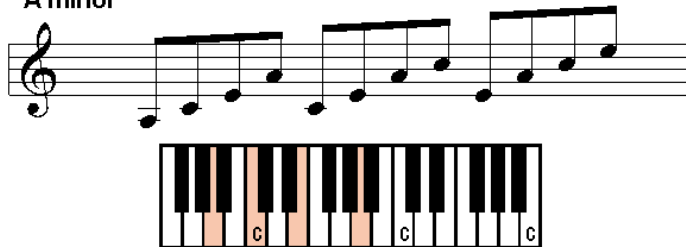
G minor



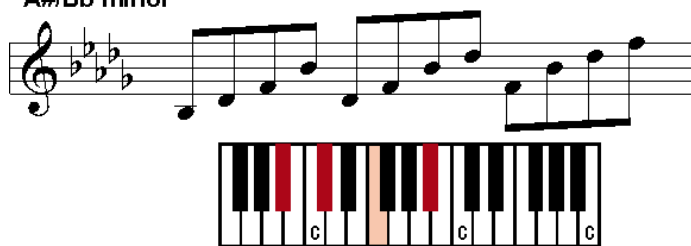
G#/Ab minor



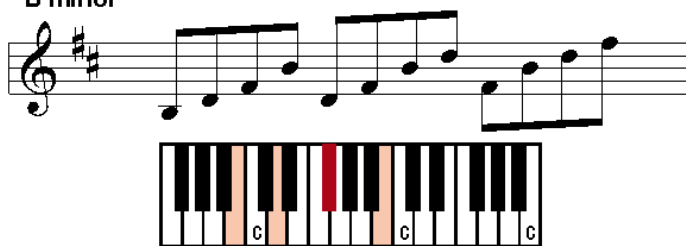
A minor



A#/Bb minor



B minor



Scale and arpeggio ranges

Octave runs

Legato major

play range

01 PFL_run-leg_C-ma	D5–C8
02 PFL_run-leg_C#-ma	C#5–A#7
03 PFL_run-leg_D-ma	D5–B7
04 PFL_run-leg_D#-ma	D5–A#7
05 PFL_run-leg_E-ma	D#5–B7
06 PFL_run-leg_F-ma	D5–A7
07 PFL_run-leg_F#-ma	D#5–A#7
08 PFL_run-leg_G-ma	D5–A7
09 PFL_run-leg_G#-ma	D#5–A#7
10 PFL_run-leg_A-ma	D5–A7
11 PFL_run-leg_A#-ma	D#5–A#7
12 PFL_run-leg_B-ma	C#5–B7

Legato minor

play range

01 PFL_run-leg_C-mi	D5–C8
02 PFL_run-leg_C#-mi	C#5–A#7
03 PFL_run-leg_D-mi	D5–A#7
04 PFL_run-leg_D#-mi	D5–A#7
05 PFL_run-leg_E-mi	D#5–B7
06 PFL_run-leg_F-mi	D5–G#7
07 PFL_run-leg_F#-mi	D5–B7
08 PFL_run-leg_G-mi	D5–A7
09 PFL_run-leg_G#-mi	D#5–B7
10 PFL_run-leg_A-mi	D5–A7
11 PFL_run-leg_A#-mi	D#5–C8
12 PFL_run-leg_B-mi	C#5–B7

Arpeggios

Legato major

play range

01 PFL_arp-leg_C-ma	E5–C8
02 PFL_arp-leg_C#-ma	C#5–G#7
03 PFL_arp-leg_D-ma	D5–A7
04 PFL_arp-leg_D#-ma	D#5–A#7
05 PFL_arp-leg_E-ma	E5–B7
06 PFL_arp-leg_F-ma	F5–A7
07 PFL_arp-leg_F#-ma	F#5–A#7
08 PFL_arp-leg_G-ma	D5–B7
09 PFL_arp-leg_G#-ma	D#5–C8
10 PFL_arp-leg_A-ma	C#5–A7
11 PFL_arp-leg_A#-ma	D5–A#7
12 PFL_arp-leg_B-ma	D#5–B7

Legato minor

play range

01 PFL_arp-leg_C-mi	D#5–C8
02 PFL_arp-leg_C#-mi	C#5–G#7
03 PFL_arp-leg_D-mi	D5–A7
04 PFL_arp-leg_D#-mi	D#5–A#7
05 PFL_arp-leg_E-mi	E5–B7
06 PFL_arp-leg_F-mi	F5–G#7
07 PFL_arp-leg_F#-mi	F#5–A7
08 PFL_arp-leg_G-mi	D5–A#7
09 PFL_arp-leg_G#-mi	D#5–B7
10 PFL_arp-leg_A-mi	E5–A7
11 PFL_arp-leg_A#-mi	F5–A#7
12 PFL_arp-leg_B-mi	D5–B7

Legato major fast

play range

01 PFL_arp-leg+_C-ma	E5–C8
02 PFL_arp-leg+_C#-ma	C#5–G#7
03 PFL_arp-leg+_D-ma	D5–A7
04 PFL_arp-leg+_D#-ma	D#5–A#7
05 PFL_arp-leg+_E-ma	E5–B7
06 PFL_arp-leg+_F-ma	F5–A7
07 PFL_arp-leg+_F#-ma	F#5–A#7
08 PFL_arp-leg+_G-ma	D5–B7
09 PFL_arp-leg+_G#-ma	D#5–C8
10 PFL_arp-leg+_A-ma	C#5–A7
11 PFL_arp-leg+_A#-ma	D5–A#7
12 PFL_arp-leg+_B-ma	D#5–B7

Legato minor fast

play range

01 PFL_arp-leg_C-mi+	D#5–C8
02 PFL_arp-leg_C#-mi+	C#5–G#7
03 PFL_arp-leg_D-mi+	D5–A7
04 PFL_arp-leg_D#-mi+	D#5–A#7
05 PFL_arp-leg_E-mi+	E5–B7
06 PFL_arp-leg_F-mi+	F5–G#7
07 PFL_arp-leg_F#-mi+	F#5–A7
08 PFL_arp-leg_G-mi+	D5–A#7
09 PFL_arp-leg_G#-mi+	D#5–B7
10 PFL_arp-leg_A-mi+	E5–A7
11 PFL_arp-leg_A#-mi+	F5–A#7
12 PFL_arp-leg_B-mi+	D5–B7

Staccato major

	play range
01 PFL_arp-sta_C-ma	E5–C8
02 PFL_arp-sta_C#-ma	C#5–G#7
03 PFL_arp-sta_D-ma	D5–A7
04 PFL_arp-sta_D#-ma	D#5–A#7
05 PFL_arp-sta_E-ma	E5–B7
06 PFL_arp-sta_F-ma	F5–A7
07 PFL_arp-sta_F#-ma	F#5–A#7
08 PFL_arp-sta_G-ma	D5–B7
09 PFL_arp-sta_G#-ma	D#5–C8
10 PFL_arp-sta_A-ma	C#5–A7
11 PFL_arp-sta_A#-ma	D5–A#7
12 PFL_arp-sta_B-ma	D#5–B7

Staccato major fast

	play range
01 PFL_arp-sta+_C-ma	E5–C8
02 PFL_arp-sta+_C#-ma	C#5–G#7
03 PFL_arp-sta+_D-ma	D5–A7
04 PFL_arp-sta+_D#-ma	D#5–A#7
05 PFL_arp-sta+_E-ma	E5–B7
06 PFL_arp-sta+_F-ma	F5–A7
07 PFL_arp-sta+_F#-ma	F#5–A#7
08 PFL_arp-sta+_G-ma	D5–B7
09 PFL_arp-sta+_G#-ma	D#5–C8
10 PFL_arp-sta+_A-ma	C#5–A7
11 PFL_arp-sta+_A#-ma	D5–A#7
12 PFL_arp-sta+_B-ma	D#5–B7

Staccato minor

	play range
01 PFL_arp-sta_C-mi	D#5–C8
02 PFL_arp-sta_C#-mi	C#5–G#7
03 PFL_arp-sta_D-mi	D5–A7
04 PFL_arp-sta_D#-mi	D#5–A#7
05 PFL_arp-sta_E-mi	E5–B7
06 PFL_arp-sta_F-mi	F5–G#7
07 PFL_arp-sta_F#-mi	F#5–A7
08 PFL_arp-sta_G-mi	D5–A#7
09 PFL_arp-sta_G#-mi	D#5–B7
10 PFL_arp-sta_A-mi	E5–A7
11 PFL_arp-sta_A#-mi	F5–A#7
12 PFL_arp-sta_B-mi	D5–B7

Staccato minor fast

	play range
01 PFL_arp-sta_C-mi+	D#5–C8
02 PFL_arp-sta_C#-mi+	C#5–G#7
03 PFL_arp-sta_D-mi+	D5–A7
04 PFL_arp-sta_D#-mi+	D#5–A#7
05 PFL_arp-sta_E-mi+	E5–B7
06 PFL_arp-sta_F-mi+	F5–G#7
07 PFL_arp-sta_F#-mi+	F#5–A7
08 PFL_arp-sta_G-mi+	D5–A#7
09 PFL_arp-sta_G#-mi+	D#5–B7
10 PFL_arp-sta_A-mi+	E5–A7
11 PFL_arp-sta_A#-mi+	F5–A#7
12 PFL_arp-sta_B-mi+	D5–B7